









3.2.0 Dreamweaver











Here are the Dreamweaver connection settings for glast05:

The screenshot shows the 'Site Definition for workbook' dialog box with the 'Remote Info' tab selected. The 'Category' list on the left includes 'Local Info', 'Remote Info' (selected), 'Testing Server', 'Cloaking', 'Design Notes', 'Site Map Layout', 'File View Columns', and 'Contribute'. The 'Remote Info' section contains the following fields and options:

- Access: FTP (dropdown menu)
- FTP host: glast05.slac.stanford.edu
- Host directory: /cygdrive/c/glast/workbook/
- Login: langston (with a 'Test' button)
- Password: [masked with dots] (with a 'Save' button and a green checkmark)
- ☐ Use passive FTP
- ☐ Use firewall (with a 'Firewall Settings...' button)
- ☒ Use Secure FTP (SFTP)
-
- ☐ Automatically upload files to server on save
- ☐ Enable file check in and check out

At the bottom of the dialog are 'OK', 'Cancel', and 'Help' buttons.

Active ColdFusion Mappings		
Actions	Logical Path	Directory Path
	/CFIDE	C:\JRun4\servers\cfusion\cfusion-ear\cfusion-war\CFIDE
 	/cfinclude	C:\cfmx\extensions\includes
 	/environment	C:\cfmx\config
 	/glast-ground	C:\cfmx\projects\glast-ground\extensions\includes
 	/MachII	C:\cfmx\extensions\components\MachII

Current Custom Tag Paths	
Actions	Path
 	C:\cfmx\extensions\components
 	C:\cfmx\extensions\customtags
 	C:\cfmx\projects\glast-ground\extensions\components
 	C:\cfmx\projects\glast-ground\extensions\customtags
 	C:\JRun4\servers\cfusion\cfusion-ear\cfusion-war\WEB-INF\cfusion\CustomTags