



Vacuum

Technology

WWW.MKSINST.COM

Series 937B

DIGITAL COMBINATION VACUUM GAUGE SYSTEM

The Series 937B combination vacuum gauge system is part of the HPS[®] family of vacuum gauges. It is the third generation of the very successful 937 Series. The 937B will operate and display as many as six sensors simultaneously, and each controller can be configured to the user's gauging requirements. This highly flexible product enables a wide range of gauging technologies, tailoring the system to each individual application. The Series 937B combines the sensor technologies of the cold cathode, hot cathode, standard Pirani, convection Pirani, MKS Baratron[®] capacitance manometer and absolute Piezo sensors to measure from ultra-high vacuum to above atmospheric pressure.

Features & Benefits

- Provides simultaneous readout for a combination of up to six vacuum gauges
- Wide measurement range of 10^{-11} to 20,000 Torr
- Intuitive menu for ease of setup
- Large easy to read backlit display
- User-configurable for units of pressure in Torr, millibar, Pascal, or microns
- Operates hot and cold cathodes, Baratron capacitance manometers, Piezo and Pirani sensors for maximum flexibility
- Configurable for up to six heated MKS Baratron capacitance manometers
- Twelve independent relay set points for improved process control with variable hysteresis
- Fast response cold cathode card protects vacuum system in the event of a sudden pressure rise
- Computer Interface: RS232, RS485 (built in) and Profibus DPV1 (optional)
- Independent, buffered, combined and standard analog outputs for each channel
- Gas-type sensitivity allows sensors to be used for rough leak detection
- Leak test function with bar graph display and audio alarm
- Field upgradeable
- Modular design
- Fully CE compliant with EMC directive 2004/108/EC and Low Voltage directive 2006/95/EC



The Controller

The 937B controller is designed for versatility, reliability and economy. The large, easy to read, liquid crystal display provides readout for up to six sensors simultaneously. The back lit LCD display, intuitive menus and simple push button front panel, allows for ease in setup of the 937B.

The 937B, enables the use of any sensor card in each of the sensor card slots. The 937B can be configured with up to three hot or cold cathode type gauges, or three dual sensor cards for a maximum of six gauge connections.

Set Points

Twelve independently adjustable set points are standard. This allows for the automation of process related functions. The set point values are nonvolatile and remain unchanged after power down or power failure. They are easily viewed and configured in the channel set up screen. The 937B also includes an adjustable control set point that turns the cold cathode or hot cathode gauges power off or on, at the desired pressures, extending the sensor's life.

Leak Test


The leak test mode includes a bar graph and variable audible alert to assist in locating leaks within a system. The function operates with the cold cathode, hot cathode, Pirani, and convection sensors. By taking advantage of differences in tracer gas sensitivity, this provides an excellent tool for helping locate coarse system leaks.

Analog Output Signals

The controller provides analog output signals accessible on the rear panel connector. Three types of analog signals are available. Unprocessed analog signals are used to provide the fastest response times. The logarithmic output voltages are scaled so that 0.6 Volts equals one decade of pressure. Combination output can be created by combining up to three sensors with a combined range from 10^{-11} to 20,000 Torr.

Digital Signals

In addition to analog outputs, the 937B communicates digitally for direct computer communication with built in connections for RS232 or RS485. A communication slot in the 937B chassis accepts an optional Profibus DPV1 board. The 937B can communicate with a host computer using either of these ports. Remote control of set points and cold cathode high voltage disable are some of the many features available with communications options.



Dimensional Drawing —

Dimensions are nominal value in inches (millimeters referenced).

Pirani Sensors

In Pirani-type sensors, vacuum measurement is based on thermal conductivity of the gas. The sensor tube contains a fine wire that is maintained at a constant temperature. Heat transferred from the wire relates to the amount of gas present and is used to indicate pressure. There are two types of Pirani tubes that can be run on the 937B. Both the standard and convection enhanced Pirani's are shielded and CE approved.

Standard Pirani

The Standard Pirani sensor will read continuously from 5×10^{-4} Torr to 100 Torr. Pressure readings above 100 Torr read as 200 Torr, 400 Torr, and Atmosphere. The sensor has a greater signal output at the high vacuum end of its range, providing an added half decade of reading, down to 5×10^{-4} Torr.

The HPS Pirani platinum filament ensures compatibility with a wide array of process gases. Only UHV compatible materials are exposed to vacuum. The 345 Pirani sensor is shielded for use where CE marking is a requirement and has a standard 9-pin D-sub connector.

Convection Enhanced Pirani

The convection Pirani style sensor design enhances heat transfer through convection at higher pressures. This sensor will read continuously with full resolution from 1×10^{-3} Torr to 1,000 Torr, providing a continuous readout above 100 Torr. A 250°C bakeable version is available upon request.

Capacitance Manometers

Capacitance manometers supported by the 937B controller include the MKS Baratron® Series 722, 626 and 627D. Capacitance manometers measure pressure directly by measuring the deflection of a thin Inconel® diaphragm. Capacitance manometers are widely known for their accuracy and reliability and are available in full-scale ranges from 20,000 Torr to 0.02 Torr with three decades of reading when connected to the 937B.



Description

Absolute Piezo Transducer

The HPS Series 902 Piezo transducer combines the pressure measurement technology of a Piezo sensor with an integrated electronic control circuit. The 902 Piezo is an absolute direct reading sensor, allowing the measurement to be gas independent. The sensor includes a unique temperature compensation, allowing for high accuracy over a wide measurement range (10 to 1,000 Torr). The Series 902 Piezo is used in conjunction with the capacitance manometer card.

Hot Cathode Sensors

Hot cathode vacuum measurement is based on the ionization probability of a gas in a defined volume. HPS hot cathode sensors are Bayard-Alpert style, which utilizes a fine wire collector located in the center of a grid. Because of its small area, few x-rays hit the collector and the gauge can measure pressures to very low levels. The Series 937B operates the HPS Mini Ion Gauge (MIG) and the HPS Nude Hot Cathode sensor. Both sensors will measure from 10^{-2} to 10^{-10} Torr and include dual filaments for reduced downtime.

Mini Ion Gauge

The compact MIG is an ideal replacement for the older glass BA gauge. It is significantly smaller than a glass gauge, but has the same fitting options, so it is easy to install on any system. Additionally, there is no glass envelope to break, so safety concerns are minimized. Each MIG has two yttria-coated iridium filaments and a screen to shield the grid and filaments from large particles.

Nude Hot Cathode Ionization Vacuum Sensor

The HPS Nude Tube is available with a choice of yttria-coated iridium or tungsten filaments. Since the sensing portion of the tube is located within the vacuum system and experiences the system true pressure, nude tubes give a representative pressure measurement and respond more quickly to pressure changes than a glass envelope sensor. This minimizes the effects of tube pumping and outgassing as seen with glass tubes. The yttria-coated iridium filament is resistant to damage caused by high oxygen partial pressures and accidental exposure to atmosphere. The tube operates at lower temperatures, giving a lower chemical reaction rate and minimizing thermal interference. At low pressures, tubes with tungsten filaments have the advantage of low internal outgassing rates. The hot cathode gauge calibration depends on the gas type, because ionization probability differs for each gas. The dependence makes it possible to use the hot cathode gauge as a leak detector.

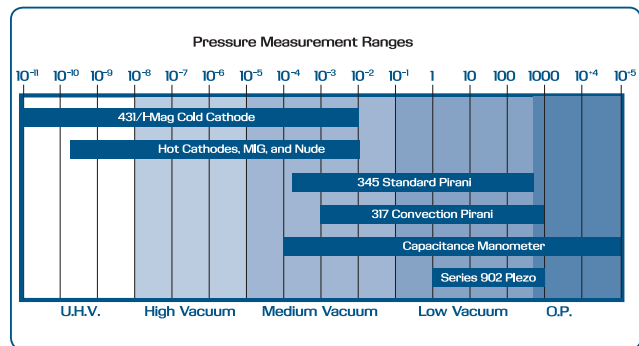
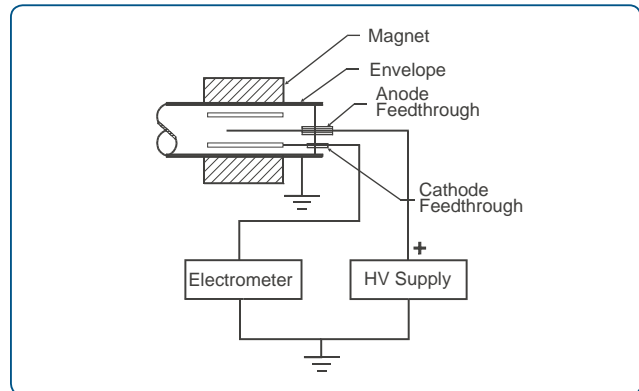
Cold Cathode Sensors

In a cold cathode gauge, ionization is the result of a high voltage discharge of electrons. Sensitivity is enhanced by a magnetic field. Cold cathode gauges are rugged sensors without filaments to break or burnout.

There are two HPS cold cathode gauges: the Series 431 and the I-Mag®. All HPS inverted magnetron designs include an isolated collector. This dual feed through approach makes the MKS cold cathode less susceptible to contamination and allows for a wide pressure measurement range.

The I-Mag Cold Cathode Sensor provides a lower cost alternative to the 431 where high operating temperature is not important. The sensor is more compact, less expensive and easier to maintain. If bakeout is required, the magnets and sensor connectors can be removed and the sensor can be baked to 400°C.

In addition, we provide a variety of customized gauges to suit specific customer needs. This includes special sensors for many semiconductor processes as well as high energy physics facilities. We have special versions of the 431 that will operate at 250°C or that can be used in high radiation environments.

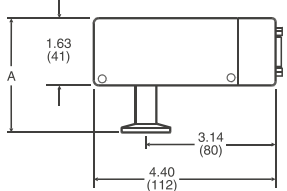


Series 937B

Controller Specifications	
Measurement Range	1.0 x 10 ⁻¹¹ to 20,000 Torr 1.0 x 10 ⁻¹¹ to 2.7 x 10 ⁻⁴ mbar 1.0 x 10 ⁻⁹ to 2.7 x 10 ⁻⁹ Pascal 1.0 x 10 ⁻⁸ to 2.0 x 10 ⁻⁷ microns
Operating Temperature	5° to 40° C (41° to 104°F)
Storage Temperature	-10° to 55°C (14° to 131°F)
Relative Humidity	80% max for temperatures less than 31°C, decreasing linearly to 50% maximum at 40°C
Power Requirement and Consumption	150 watts maximum 100 - 240 VAC 50/60 Hz
Set Point Relays	Twelve pressure dependent set points; SPDT relays, contact rating 2 amps @ 30 Vac
Output	Buffered, log linear & linear output for each channel & channel combinations
Front Panel Controls	Power on-off switch, setup and operational commands can be accessed via the keypad
Display	320x240 color QVGA TFT LCD with back lighting. Up to 6 pressure displays. Display indicators for unit of measure, calibration functions, user calibration, set points, gauge position indicators
Leak Test	Relative logarithmic bar graph display and variable rate audio signal
Insulation Coordination	Over voltage Category II, Pollution Degree 2
CE Certification w/Appropriate Sensors	2004/108/EC EMC Directive 2006/95/EC Low Voltage Directive
Controller Weight	8 lbs (3.6 kg)

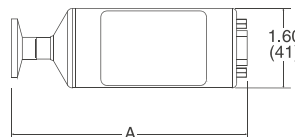
Pirani Sensors

317 Convection Enhanced Pirani	
Size	A in./mm
NW 16 KF	2.76 (70)
NW 25 KF	2.76 (70)
1 1/3" CF	3.06 (78)
2 3/4" CF	2.73 (69)
8 VCR-F*	2.83 (72)
4 VCR-F*	2.51 (64)
1/8" NPT-M	2.93 (74)
15 & 18 mm	3.19 (81)



*VCR® or VCO®-compatible parts may be used.

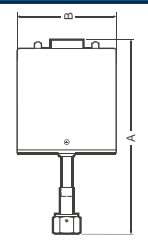
345 Standard Pirani	
Size	A (in./mm)
NW 16 KF	4.83 (123)
NW 25 KF	4.34 (110)
1 1/3" CF	5.87 (149)
2 3/4" CF	5.87 (149)
8 VCR-F*	5.83 (148)
1/8" NPT-M	5.65 (144)
15 & 18 mm	5.78 (147)



*VCR® or VCO®-compatible parts may be used.

Capacitance Manometer

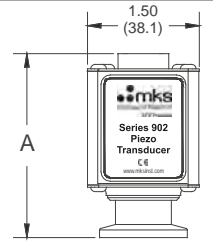
Capacitance Manometer (Baratron®)		
Dimension A (in./mm)	626B/627D	722B
NW 16 KF	5.18 (132)	4.70 (119)
1 1/3" CF	5.05 (128)	4.57 (116)
1/2" Tube	4.93 (125)	4.75 (121)
8 VCR-F* (low range)	6.05 (154)	5.57 (142)
8 VCR-F* (high range)	6.14 (156)	5.66 (144)
8 VCO-F*	6.05 (154)	5.57 (142)
Dimension A		
Weld Stub		3.94 (100)
Dimension B	2.56 (65)	1.50 (38)



*VCR® or VCO®-compatible parts may be used.

Diaphragm Sensors

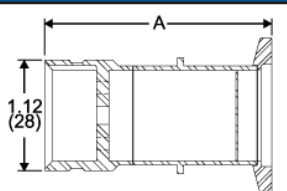
902 Absolute Piezo	
Size	Dimension A (in./mm)
NW 16 KF	2.26 (57)
4 (1/4") VCR-F*	2.59 (66)
8 (1/2") VCR-F*	2.93 (74)



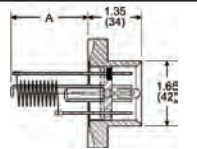
*VCR® or VCO®-compatible parts may be used.

Hot Cathode Sensors

Mini Ion Gauge (MIG)	
Size	A (in./mm)
NW 16 KF	3.07 (78)
NW 25 KF	2.31 (59)
NW 40 KF	2.31 (59)
1 1/3" CF	3.45 (88)
2 3/4" CF	2.37 (60)
1" Tube	2.16 (55)
3/4" Tube	3.95 (100)

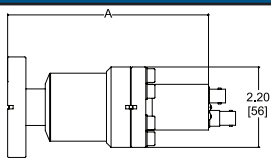


Nude Hot Cathode Ionization Vacuum Sensor	
Size	Dimension A (in./mm)
NW 40 KF	1.89 (48)
2 3/4" CF	1.94 (49)



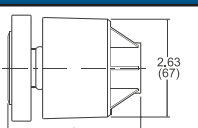
Cold Cathode Sensors

431 Cold Cathode	
Size	A (in./mm)
NW 25 KF	6.72 (171)
NW 40 KF	6.32 (161)
2 3/4" CF (non-rotatable)	6.27 (159)
1" Tube	6.22 (158)
8 VCR-F*	7.59 (193)










*VCR® or VCO®-compatible parts may be used.

I-Mag® Cold Cathode	
Size	Dimension A (in./mm)
NW 25 KF	3.41 (87)
NW 40 KF	3.41 (87)
2 3/4" CF rotatable	3.47 (88)
1" Tube	3.26 (83)




Specifications

	Cold Cathode	Hot Cathode		Standard Pirani	Convection Enhanced Pirani	Absolute Piezo	MKS Baratron®
Models	Series 431 & I-Mag®	Mini Ion Gauge (MIG)	Nude Hot Cathode Ionization Vacuum Sensor	Series 345	Series 317	Series 902	722B, 626B and 627D
							
Sensor Construction (materials exposed to vacuum)	Series 431: Stainless steel, silver-copper brazing alloy, alumina ceramics, aluminum AL 6061, Elgiloy®, OFHC® copper I-Mag: Stainless steel, 6061 aluminum, Inconel®, glass and alumina ceramic	Yttria-coated iridium, nickel, 304 stainless steel, glass, tungsten, platinum clad molybdenum	Tungsten or yttria-coated iridium (filament), nickel, Inconel® X-750, 304 stainless steel, glass, tungsten, platinum	304 stainless steel, platinum alloy, silver brazing alloy, nickel, glass	304 stainless steel, nickel 200, glass, platinum	304, 316 stainless steel	Inconel
Measurement Range	1.0x10 ⁻¹¹ to 1.0x10 ⁻² Torr 1.3x10 ⁻¹¹ to 1.3x10 ⁻² mbar 1.3x10 ⁻⁹ to 1.3 Pascal 1.0x10 ⁻⁸ to 10 Micron	1.0x10 ⁻¹⁰ to 1.0x10 ⁻² Torr 1.3x10 ⁻¹⁰ to 1.3x10 ⁻² mbar 1.3x10 ⁻⁸ to 1.3 Pascal 1.0x10 ⁻⁸ to 1.0x10 Micron	1.0x10 ⁻¹⁰ to 1.0x10 ⁻² Torr 1.3x10 ⁻¹⁰ to 1.3x10 ⁻² mbar 1.3x10 ⁻⁸ to 1.3 Pascal 1.0x10 ⁻⁸ to 1.0x10 Micron	5.0x10 ⁻⁴ Torr to ATM 7.0x10 ⁻⁴ mbar to ATM 7.0x10 ⁻² Pascal to ATM 5.0x10 ⁻¹ Micron to ATM	1.0x10 ⁻³ to 1.0x10 ⁻⁹ Torr 1.3x10 ⁻³ to 1.3x10 ⁻⁹ mbar 1.3x10 ⁻¹ to 1.3x10 ⁻⁶ Pascal 1.0x10 ⁻⁶ Micron	1 to 1.0x10 ⁻⁹ Torr 1.3 to 1.3x10 ⁻⁹ mbar 1.33 to 1.3x10 ⁻⁹ Pascal	Three decades of measurement below Full Scale
Resolution	1% of indicated decade, except 10% below 10 ⁻¹⁰ Torr and above 10 ⁻³ Torr	1% of indicated decade	1% of indicated decade	% of indicated decade, except 10% below 10 ⁻³ Torr and above 100 Torr - see text	1% of indicated decade	1% of indicated decade	1 x 10 ⁻⁴ of Full Scale
Set Point Response	120 milliseconds	120 milliseconds	120 milliseconds	120 milliseconds	120 milliseconds	120 milliseconds	120 milliseconds
Set Point Range	2.0x10 ⁻¹⁰ to 9.5x10 ⁻³ Torr 2.7x10 ⁻¹⁰ to 1.2x10 ⁻² mbar 2.7x10 ⁻⁸ to 1.2 Pascal 2.0x10 ⁻⁷ to 9.5 micron	5.0x10 ⁻¹⁰ to 9.5x10 ⁻³ Torr 6.5x10 ⁻¹⁰ to 1.2x10 ⁻² mbar 6.5x10 ⁻⁸ to 1.2 Pascal 5.0x10 ⁻⁸ to 9.5x10 ⁻¹ micron	5.0x10 ⁻¹⁰ to 9.5x10 ⁻³ Torr 6.5x10 ⁻¹⁰ to 1.2x10 ⁻² mbar 6.5x10 ⁻⁸ to 1.2 Pascal 5.0x10 ⁻⁸ to 9.5x10 ⁻¹ micron	2.0x10 ⁻³ to 9.5x10 ⁻¹ Torr 2.7x10 ⁻³ to 1.2x10 ⁻² mbar 2.7x10 ⁻¹ to 1.2x10 ⁻⁶ Pascal 2.0 to 9.5x10 ⁻⁶ micron	2.0x10 ⁻³ to 9.5x10 ⁻² Torr 2.7x10 ⁻³ to 1.2x10 ⁻² mbar 2.7x10 ⁻¹ to 1.2x10 ⁻⁶ Pascal 2.0 to 9.5x10 ⁻⁶ micron	1.0 to 1.0x10 ⁻⁹ Torr 1.3 to 1.3x10 ⁻⁹ mbar 1.3x10 ⁻² to 1.3x10 ⁻⁶ Pascal	Dependent on Full Scale range
Reproducibility	5% of indicated pressure	5% of indicated pressure	5% of indicated pressure	5% of indicated pressure	5% of indicated pressure	0.1% of indicated pressure	*
Cables & Connectors	Maximum length is 300 ft Series 431: Cables connected via bayonet type coaxial connectors I-Mag Tube Side: molded connector with a positive locking bolt Controller Side: bayonet connector and threaded coaxial connector	Molded tube connector with locking mechanism, custom D-sub connector to controller, maximum length is 50 ft	Molded tube connector, custom D subconnector to controller, maximum length is 50 ft	Maximum length is 500 ft Series 345: 9-pin D-sub to 9-pin D-sub connectors, multiconductor shielded cable	Maximum length is 500 ft 9 pin D-sub connectors, multiconductor shielded cable	Maximum length is 500 ft 9-pin D-sub to 9-pin D-sub	Maximum length is 50 ft. 9-pin D-sub with polarized key to 15-pin D-sub
Operating Temperature	0° to 70°C (32° to 158°F) A high operating temperature version of the Series 431 is available. Call for information.	0° to 60°C (32° to 140°F)	0° to 60°C (32° to 140°F)	0° to 50°C (32° to 122°F)	0° to 50°C (32° to 122°F)	0° to 50°C (32° to 122°F)	*
Bakeout Temperature	Series 431: 100°C (212°F) cables removed 250°C version available I-Mag: to 400°C (752°F) with CF flanges, with magnet and cable removed	60°C with cable attached, 300°C with CF, 150°C with KF	60°C with cable attached, 300°C with CF, 150°C with KF	50° C (122°F)	100°C (212°F) shielded version *Special order version available to 250° C.	85°C (185°F), non-operating	N/A
Weight	Series 431: 2.8 lbs. (1.3 Kg) w/ CF I-Mag: 2.0 lbs (0.8 Kg) w/ CF	0.8 lb (360 g) CF flange	0.9 lb (400 g) CF flange	0.5 lb (200 g)	0.5 lb (200 g)	3.4 oz (97 g)	Dependent on selected sensor*
Xray Limit		3 x 10 ⁻¹⁰ Torr	3 x 10 ⁻¹⁰ Torr				
Sensitivity		12 Torr ⁻¹ (±20%)	9 Torr ⁻¹ (±20%)				
Degas Power		5 W	20W				
Emission Current		1 mA at < 1 x 10 ⁻⁴ Torr, 100 µA at > 1 x 10 ⁻⁴ Torr, regulated to ±3%	1 mA at < 1 x 10 ⁻⁴ Torr, 100 µA at > 1 x 10 ⁻⁴ Torr, regulated to ±3%				
Volume	Series 431: 1.8 in. ³ (30 cm ³) max I-Mag: 0.9 in. ³ (15 cm ³) max	1.4 in. ³ (23 cm ³)	Zero	0.5 in. ³ (8.0 cm ³) maximum	2.0 in. ³ (33 cm ³) maximum	0.21 in. ³ (3.4 cm ³)	Dependent on selected sensor*

*For Baratron Capacitance Manometer information, please visit the MKS website at www.mksinst.com.



Base Controller	Country Code	Base Gauge Slot "A"	Gauge Choice Slot "B"	Gauge Choice Slot "C"	Communication Port
Part Code	Part Code	Part Code	Part Code	Part Code	Part Code
937B	US	CC Cold Cathode	CC Cold Cathode	CC Cold Cathode	PF Profibus
	EU	CT Dual Convection Pirani/ Standard Pirani	CT Dual Convection Pirani/ Standard Pirani	CT Dual Convection Pirani/ Standard Pirani	NA Blank
		CM Dual Baratron/Piezo	CM Dual Baratron/Piezo	CM Dual Baratron/Piezo	
		HC Hot Cathode Nude/MIG	HC Hot Cathode Nude/MIG	HC Hot Cathode Nude/MIG	
		NA Blank	NA Blank	NA Blank	

The basic Series 937B includes the controller, a power cable, accessory connector kit, and instruction manual. Space is provided for up to three gauge modules and one communication module. Sample part number: 937B-US-CCCCCT-NA.

Plug-In Controller Modules	
Part Number	Type
100015185	Cold Cathode
100015132	Dual Standard Pirani/Convection Pirani
100015267	Dual Capacitance Manometer/Piezo
100015641	Hot Cathode (MIG/Nude)
100015940	Profibus Card

Use these part numbers when purchasing boards separately for retrofit.

Accessories	
Part Number	Type
103150001	USA power cable
100005651	Half rack mounting kit
100016467	937B Instruction Manual
100006734	Rebuild kit for 431 cold cathode tube
100002353	Rebuild kit for I-Mag cold cathode
100005279	Spanner wrench for 431 rebuild
100007700	Full rack mounting kit
100016120	Adapter, SMA – F to BNC – M
100016121	Adapter, Connector, SMA – M to BNC – F

Sensors

317 Shielded Convection Pirani Sensor	
Part Number	Type
103170010SH	NW 16 KF
103170011SH	1/8" NPT-M 1/2" tube
103170012SH	8 VCR-F *
103170013SH	1 1/3" CF
103170014SH	2 3/4" CF
103170016SH	15 mm. Tube
103170018SH	18 mm. Tube
103170027SH	NW 25 KF
103170029SH	4 VCR®-F *

** VCR® or VCO®-compatible parts may be used.*

345 Standard Pirani Sensor	
Part Number	Type
103450210	NW 16 KF
103450211	1/8" NPT-M 1/2" tube
103450212	8 VCR-F *
103450213	1 1/3" CF
103450214	2 3/4" CF
103450215	NW 25 KF
103450216	15 mm. Tube
103450218	18 mm. tube

**VCR® or VCO®-compatible parts may be used.*

I-Mag® Cold Cathode Sensor	
Part Number	Type
104230004	NW 25 KF
104230001	NW 40 KF
104230002	2 3/4" CF
104230003	1" Tube

431 Cold Cathode Sensor	
Part Number	Type
10431004	NW 25 KF
10431001	NW 40 KF
10431002	2 3/4" CF
10431003	1" Tube
10431005	8 VCR®-F

**VCR® or VCO®-compatible parts may be used.*



Ordering Information

Sensors (Cont'd)

Mini Ion Gauge (MIG) Hot Cathode Sensor	
Part Number	Type
100011085	MIG Sensor, Y ₂ O ₃ coated Ir filament, 1" Tube
100011111	MIG Sensor, Y ₂ O ₃ coated Ir filament, 1 1/3" CF
100011112	MIG Sensor, Y ₂ O ₃ coated Ir filament, 2 3/4" CF
100011113	MIG Sensor, Y ₂ O ₃ coated Ir filament, NW 25 KF
100011114	MIG Sensor, Y ₂ O ₃ coated Ir filament, NW 40 KF
100011118	MIG Sensor, Y ₂ O ₃ coated Ir filament, NW 16 KF
100011127	MIG Sensor, Y ₂ O ₃ coated Ir filament, 3/4" Tube

Nude Hot Cathode Ionization Vacuum Sensor	
Part Number	Type
100005987	Nude Tube Sensor, Tungsten, NW 40 KF
100005980	Nude Tube Sensor, Tungsten, 2 3/4" CF
100006841	Nude Tube Sensor, Y ₂ O ₃ coated Ir, NW 40 KF
100006842	Nude Tube Sensor, Y ₂ O ₃ coated Ir, 2 3/4" CF

Series 902 Piezo Transducer	
Part Number	Type
902-1112	902 Transducer, NW 16 KF, RS485
902-1212	902 Transducer, 4 VCR-F*, RS485
902-1312	902 Transducer, 8 VCR-F*, RS485
902-1113	902 Transducer, NW 16 KF, RS232
902-1213	902 Transducer, 4 VCR-F*, RS232
902-1313	902 Transducer, 8 VCR-F*, RS232
902-1105	902 Transducer, NW 16 KF, 0-10V
902-1205	902 Transducer, 4 VCR-F*, 0-10V
902-1305	902 Transducer, 8 VCR-F*, 0-10V
902001	902 LED Local Display (Torr)

**VCR® or VCO®-compatible parts may be used.*

Baratron® Capacitance Manometers

626B/627D Baratron® Absolute Capacitance Manometer (RoHS Compliant)

Example: Type 626BXXXYZ; 626B with male Type D connector
Type 627DXXXYZ; 627D with male Type D connector

Ranges (Torr) (XXX)	Code
0.1	.1T
0.25	RET
1	01T
2	02T
10	11T
20	21T
100	12T
500	52T
1000	13T
10000 (627D only)	14T
20000 (627D only)	24T

Fittings (Y)

1/2" tube	A
Swagelok 8 VCR female	B
Mini-CF, rotatable	C
NW 16 KF	D
Swagelok 8 VCO® female	E
2 3/4" CF, rotatable	L
NW 25 KF	Q

Accuracy (Z)

Standard: 0.25% of Rdg. (optional 0.10 Torr)	E
Standard: 0.50% of Rdg. (0.10 Torr)	F
Optional: 0.15% of Rdg. (10, 100, 1000 Torr ranges only)	D

NOTES:

- For gauge isolation, refer to MKS' line of Cv™ Valves and the In Situ Diagnostics Access (IDA™) Valve.

722B Baratron® Compact Absolute Capacitance Manometer (RoHS Compliant)

Example: Type 722BXXXYYWGZ

Ranges (Torr) (XXX)	Code
10	11T
100	12T
1000	13T
10000	14T
25000	RCT

Fittings (Y)

1/2" tube	BA
Swagelok 4 VCR female	CD
Swagelok 8 VCR female	CE
Swagelok 8 VCO® female	DA
NW 16 KF	GA
Mini-CF, rotatable	HA

Input/Output (W)

+13 to +32 VDC input, 0-10 VDC output	2
---------------------------------------	---

Accuracy (G)

Standard: 0.5% of Rdg.	F
------------------------	---

Connector (Z)

9-pin Type "D"	A
----------------	---

NOTE: High pressure units are not available with NW 16 KF fittings. Consult High Pressure Fitting matrix or contact MKS Applications Engineering.

For complete product specifications and Baratron capacitance manometer datasheets, please visit the MKS website at www.mksinst.com. Contact HPS Applications Engineering for other capacitance manometer options.



Ordering Information

Cables

431 Cold Cathode Cables	
Part Number	Type
100016217	10 ft (3.0 m)
100016218	25 ft (7.6 m)
100016219	50 ft (15.2 m)
100016220	100 ft (30.5 m)
100016221	Custom (max length 300 ft.)

I-Mag® Cold Cathode Cables	
Part Number	Type
100016295	10 ft (3.0 m)
100016296	25 ft (7.6 m)
100016297	50 ft (15.2 m)
100016298	100 ft (30.5)
100016299	Custom (max length 300 ft.)

Mini Ion Gauge (MIG) Cables	
Part Number	Type
100011106	10 ft. (3.0m)
100011107	25 ft. (7.6m)
100011108	50 ft. (15.2m)

Nude Hot Cathode Ionization Vacuum Sensor Cables	
Part Number	Type
100010909	10 ft. (3.0m)
100010910	25 ft. (7.6m)
100010911	50 ft. (15.2m)

345 and 317 Pirani Cables	
Part Number	Type
103170006SH	10 ft (3.0 m)
103170007SH	25 ft (7.6 m)
103170008SH	50 ft (15.2 m)
103170009SH	Custom (max length 500 ft.)

902 Absolute Piezo Cables	
Part Number	Type
100011869	10 ft (3.0 m)
100011870	25 ft (7.6 m)
100011871	50 ft (15.2 m)
100011872	Custom (max length 50 ft.)

626B and 627D Baratron® Cables	
Part Number	Type
100007555	10 ft (3.0 m)
100007556	25 ft (7.6 m)
100007557	50 ft (15.2 m)

722B Baratron® Cables	
Part Number	Type
100016951	10 ft (3.0 m)
100016952	25 ft (7.6 m)
100016953	50 ft (15.2 m)



Global Headquarters

2 Tech Drive, Suite 201
 Andover, MA 01810
 Tel: 978.645.5500
 Tel: 800.227.8766 (in USA)
 Web: www.mksinst.com

MKS Vacuum Technology

HPS® Products
 5330 Sterling Drive
 Boulder, CO 80301
 Tel: 303.449.9861
 Tel: 800.345.1967