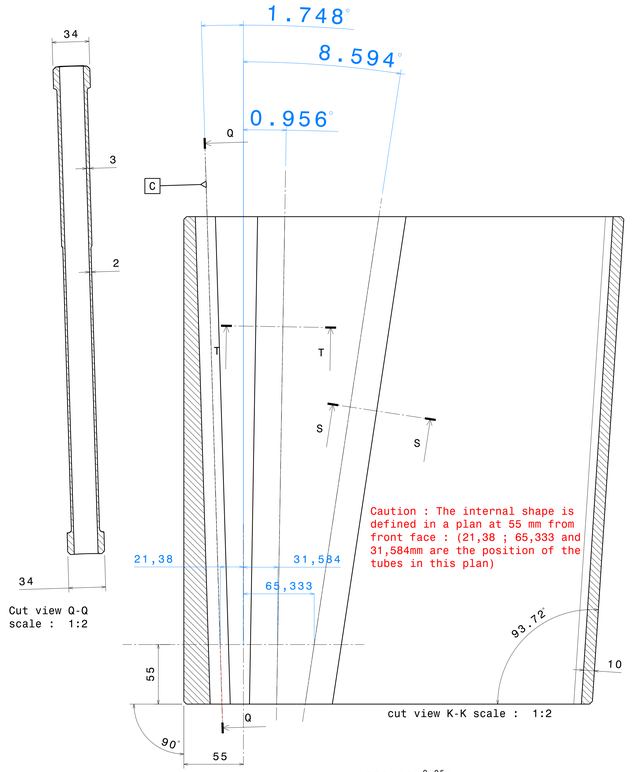

Cut view Q-Q
scale : 1:2

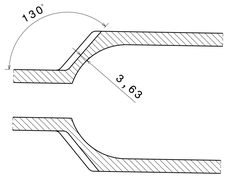

Cut view T-T
scale : 1:1

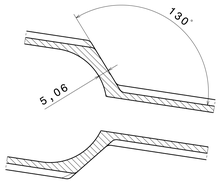

cut view S-S
scale : 1:1

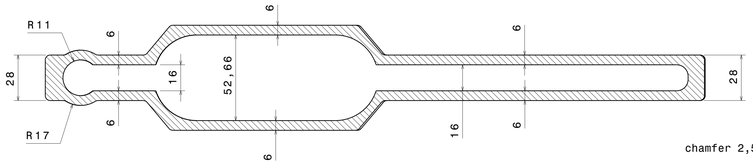

cut view N-N @ 440 mm from front face
scale : 3:4

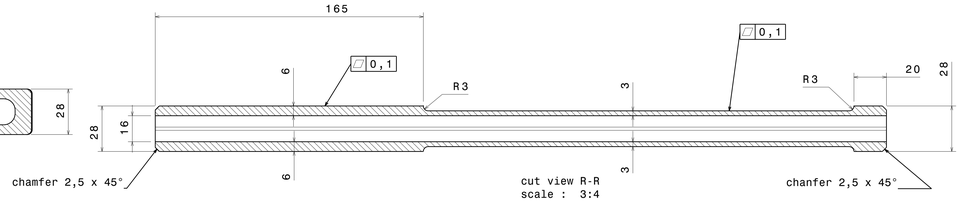

cut view R-R
scale : 3:4

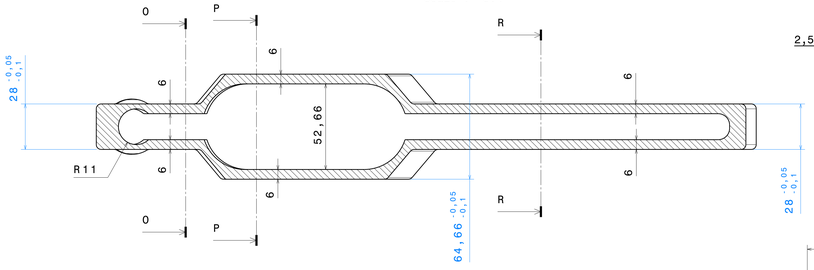

cut view M-M @ 350 mm from front face
scale : 3:4

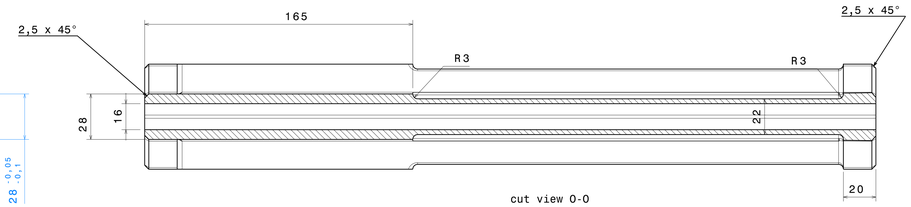

cut view O-O
scale : 3:4

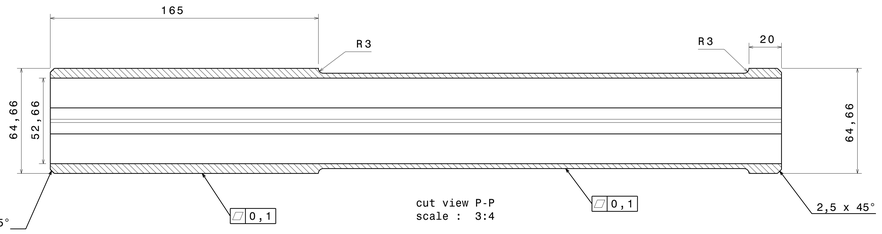

cut view P-P
scale : 3:4

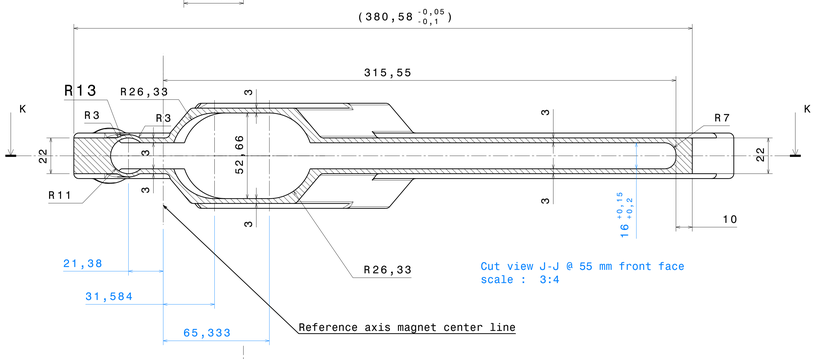

Cut view J-J @ 55 mm front face
scale : 3:4

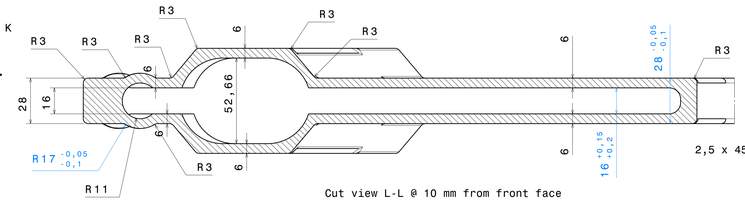

Cut view L-L @ 10 mm from front face
scale : 3:4

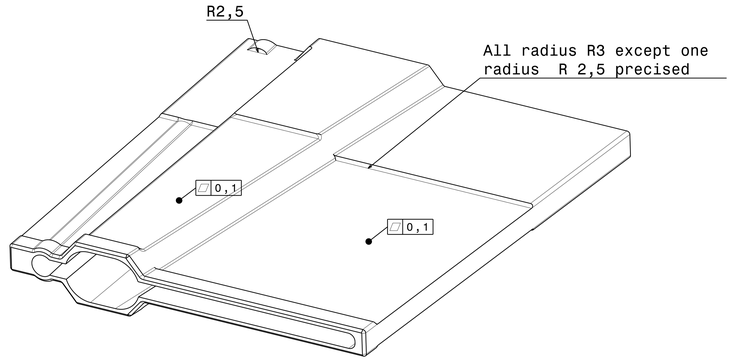

Isometric view
Scale : 1:2

Twist default less than 0,1 mm for assembly with the 2 flanges

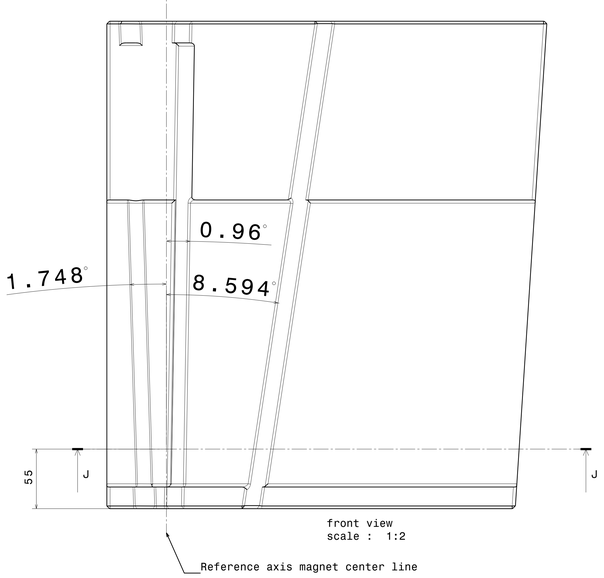

front view
scale : 1:2

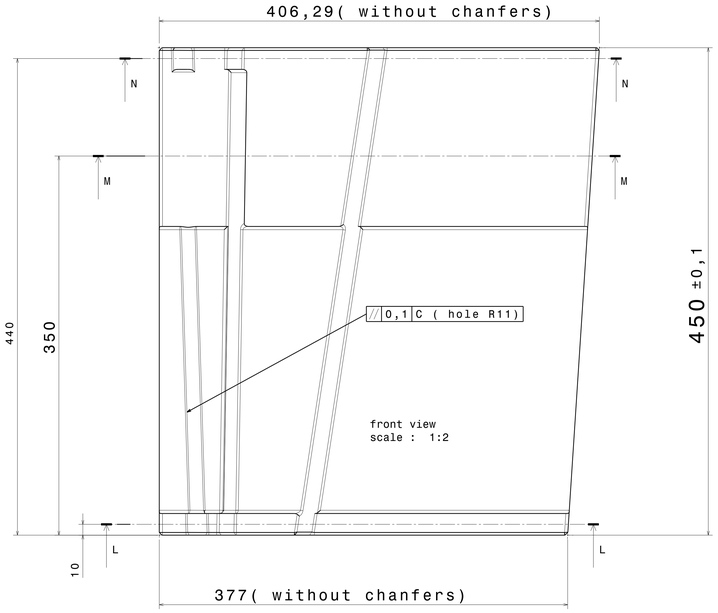

front view
scale : 1:2

The 2 chamfers and the external radius are paralleles to internal shapes angles

Mirror symetry relative to horizontal plan KK

Good for manufacturing

process for machining: milling
external shape only

dimensions are given in mm

MATIERE: Alu 5083	Ens.: 231 E 01	QUANTITE: 1	MODIF.:	
TOL.: ISO 2768 - mK	Usi. géné.: Ra 3,2	ECH.:		
DESIGNATION: vacuum chamber milling process		PLAN N°: 231 M 01-02-2 02		
-	01/2012	ER	PR	CATIA V5
N° ensemble	Date	Dessiné par	Vérifié par	Logiciel

IN2P3 IPN Orsay UNIVERSITE PARIS SUD
SERVICE RECHERCHE ET DEVELOPPEMENT DETECTEURS
INSTITUT DE PHYSIQUE NUCLEAIRE - 91406 ORSAY CEDEX
R&D DETECTION

Ce plan est la propriété de l'IPN d'ORSAY. Il ne peut être reproduit ou communiqué sans l'autorisation du directeur de l'IPN

HPS

Aluminum vacuum chamber V4

PROJET/ sous projet

PROJET/SOUS PROJET

231 M 01-02-2

N°PLAN 1/3