

DESIGNED & DIMENSIONED
IN MILLIMETERS [INCHES]

SEAM8-XX-SXX.X-XXX-XX-X-XX-X-XX

DO NOT
SCALE FROM
THIS PRINT

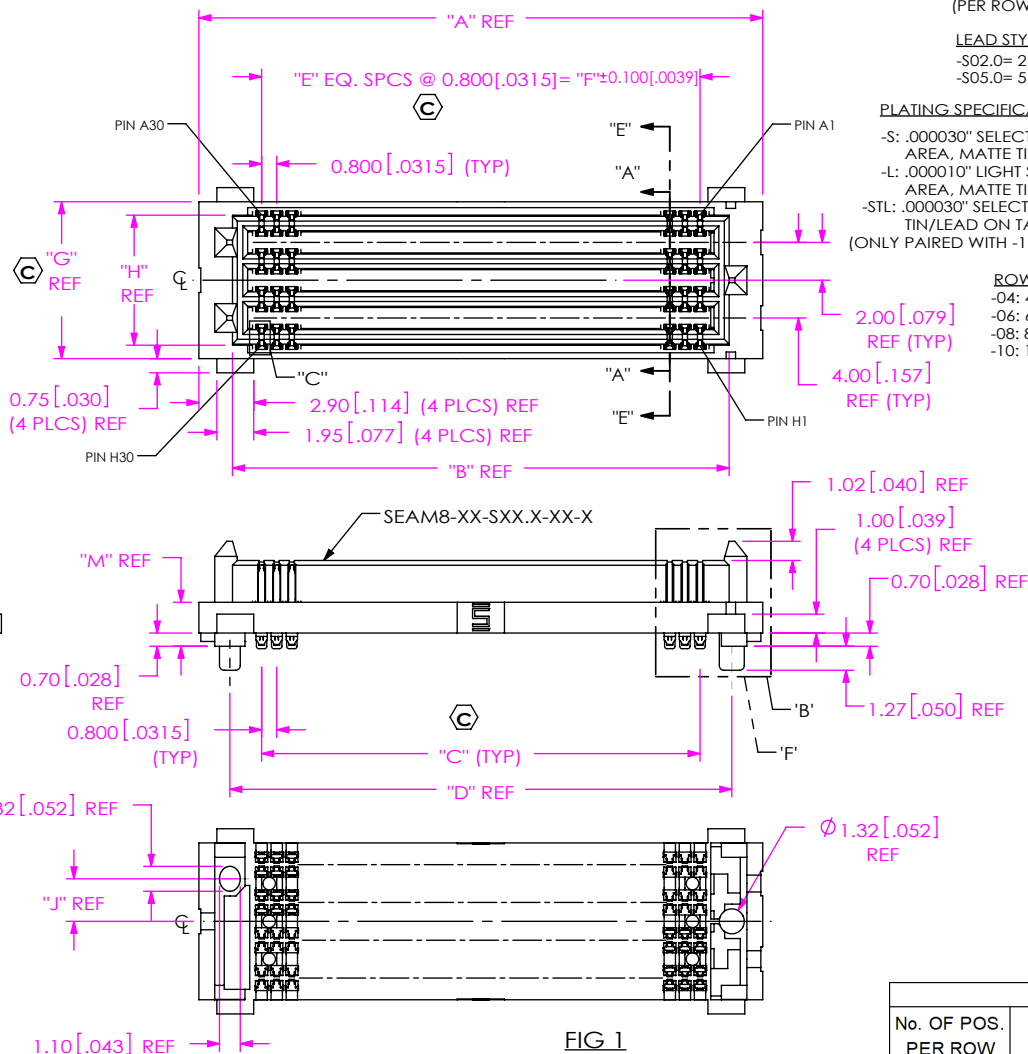


FIG 1
(SEAM8-30-S02.0-XXX-08-X-XX-K SHOWN)
(SOME CENTER FEATURES REMOVED FOR CLARITY)

NOTES:

1. C REPRESENTS A CRITICAL DIMENSION.
2. MINIMUM PUSHOUT FORCE: -2 SOLDER COMPOSITION = 1.6N [0.36LBS] & -1/-3 SOLDER COMPOSITION = 1.2N [0.27LBS].
3. DIMENSION TO BE MEASURED IN ALL FOUR CORNERS TO THE STAND-OFFS.
4. TAPE & REEL IS STANDARD PACKAGING.
5. NOTE DELETED.
6. NOTE DELETED.
7. ATTACH LABEL "SEAX-0001" TO EACH TAPE & REEL PACKAGE.
8. MAXIMUM ROW TO ROW VARIATION 0.08 [0.003], MEASURED FIRST AND LAST POSITIONS ONLY, ALL ROWS.
9. MINIMUM GUIDE POST PUSH OUT FORCE: 4.0LBS [17.8N]
10. CENTER MACHINE LUGS ON -S02.0 -40, -50 POSITIONS ONLY.
11. -08 & -10 ROWS ARE RELEASED FOR NITROGEN ENVIRONMENT PROCESSING ONLY.
NOT RECOMMENDED FOR AIR ONLY PROCESSING.
12. NOTE DELETED.
13. NOTE DELETED.
14. K DOT WILL BE SUPPLIED WHETHER OR NOT -K IS SPECIFIED.
15. MEASURE DIMENSION OFF PEAK OF SOLDER CHARGE END.
16. -STL PLATING AND -GP OPTION ARE NOT STANDARD WITH -FR PACKAGING.
17. ORDERS WILL BE PACKAGED ACCORDING TO THE SAMTEC PACKAGING EFFICIENCY STANDARDS (SPES) FOUND ON WWW.SAMTEC.COM.
18. ATTACH LABEL TO EACH REEL.
19. PART CONFIGURATIONS WITH -STL PLATING AND -GP OPTION NEED TO BE SETUP AS AN ASP DUE TO CHARACTER LIMITATIONS.

No. OF POSITIONS

-10, -20, -30, -40, -50
(PER ROW)

LEAD STYLE

-S02.0= 2.0mm
-S05.0= 5.0mm

PLATING SPECIFICATION

-S: .000030" SELECTIVE GOLD IN CONTACT AREA, MATTE TIN ON TAIL
-L: .000010" LIGHT SELECTIVE GOLD IN CONTACT AREA, MATTE TIN ON TAIL
-STL: .000030" SELECTIVE GOLD IN CONTACT AREA, TIN/LEAD ON TAIL (SEE NOTE 19)
(ONLY PAIRED WITH -1 SOLDER COMPOSITION & STYLE)

ROW

-04: 4 ROWS
-06: 6 ROWS
-08: 8 ROWS (SEE NOTE 11)
-10: 10 ROWS (SEE NOTE 11)

PACKAGING

-BLANK: TAPE & REEL (SEE NOTE 4 & 17)
-FR: FULL REEL QTY TAPE & REEL (SEE NOTES 16,17 & 18)

PICK & PLACE OPTION

*-K: POLYAMIDE FILM (KAPTON STANDARD WITH OR WITHOUT -K) (SEE SHT 4, FIG. 3) (SEE NOTE 14)

OPTIONS

-GP= GUIDE POST (SEE SHT 3, FIG 2)
(ONLY AVAIL. ON -S02.0 LEADSTYLE)
(RELEASED ON THE -04, -08 & -10 ROWS)
(NOT TOOLED ON -06 ROW)
(FOR MATING WITH SEAF8-...-RA-GP ONLY)

SOLDER COMPOSITION & STYLE C

-1: 63.0% TIN / 37.0% LEAD CHARGE TAIL (USE SUB-T-1M132-XX-X-STL-1)
(ONLY AVAILABLE WITH -STL PLATING)
*-2: 95.5% TIN / 3.8% SILVER/ 0.7% COPPER CHARGE TAIL (USE SUB-T-1M71-XX-X-X-X)
-3: 95.5% TIN / 3.8% SILVER / 0.7% COPPER CHARGE TAIL (USE SUB-T-1M132-XX-X-X-2)

*= FOR EXISTING CUSTOMERS ONLY

-LEAD STYLE	"L"	"M"
-S02.0	4.54 [0.179]	2.33 [0.092]
-S05.0	7.54 [0.297]	5.33 [0.210]

STACK HEIGHT		
SEAF8 LEAD STYLE	SEAM8 LEAD STYLE	
-05.0	-S02.0	-S05.0
	7.0	10.0

No. OF ROWS	"G"	"H"	"J"
-04	4.30 [0.169]	2.88 [0.113]	1.25 [0.049]
-06	6.30 [0.248]	4.88 [0.192]	2.25 [0.089]
-08 (SEE NOTE 11)	8.30 [0.327]	6.88 [0.271]	2.25 [0.089]
-10 (SEE NOTE 11)	10.30 [0.406]	8.88 [0.350]	2.25 [0.089]

No. OF POS. PER ROW	"A"	"B"	"C"	"D"	"E"	"F"
-10	13.84 [0.545]	10.28 [0.405]	7.20 [0.283]	10.56 [0.416]	9	7.200 [0.2835]
-20	21.84 [0.860]	18.28 [0.720]	15.20 [0.598]	18.56 [0.731]	19	15.200 [0.5984]
-30	29.84 [1.175]	26.28 [1.035]	23.20 [0.913]	26.56 [1.046]	29	23.200 [0.9134]
-40	37.84 [1.490]	34.28 [1.350]	31.20 [1.228]	34.56 [1.361]	39	31.200 [1.2283]
-50	45.84 [1.805]	42.28 [1.665]	39.20 [1.543]	42.56 [1.676]	49	39.200 [1.5433]

UNLESS OTHERWISE SPECIFIED, DIMENSIONS ARE IN MILLIMETERS [INCHES].

PROPRIETARY NOTE
THIS DOCUMENT CONTAINS CONFIDENTIAL AND PROPRIETARY INFORMATION AND ALL DESIGN, MANUFACTURING, REPRODUCTION, USE, PATENT RIGHTS AND SALES RIGHTS ARE EXPRESSLY RESERVED BY SAMTEC, INC. THIS DOCUMENT SHALL NOT BE DISCLOSED, IN WHOLE OR PART, TO ANY UNAUTHORIZED PERSON OR ENTITY NOR REPRODUCED, TRANSFERRED OR INCORPORATED IN ANY OTHER PROJECT IN ANY MANNER WITHOUT THE EXPRESS WRITTEN CONSENT OF SAMTEC, INC.

TOLERANCES ARE:

DECIMALS ANGLES
X.X: ±0.3 [0.1]
X.XX: ±0.13 [0.05]
X.XXX: ±0.051 [0.020]

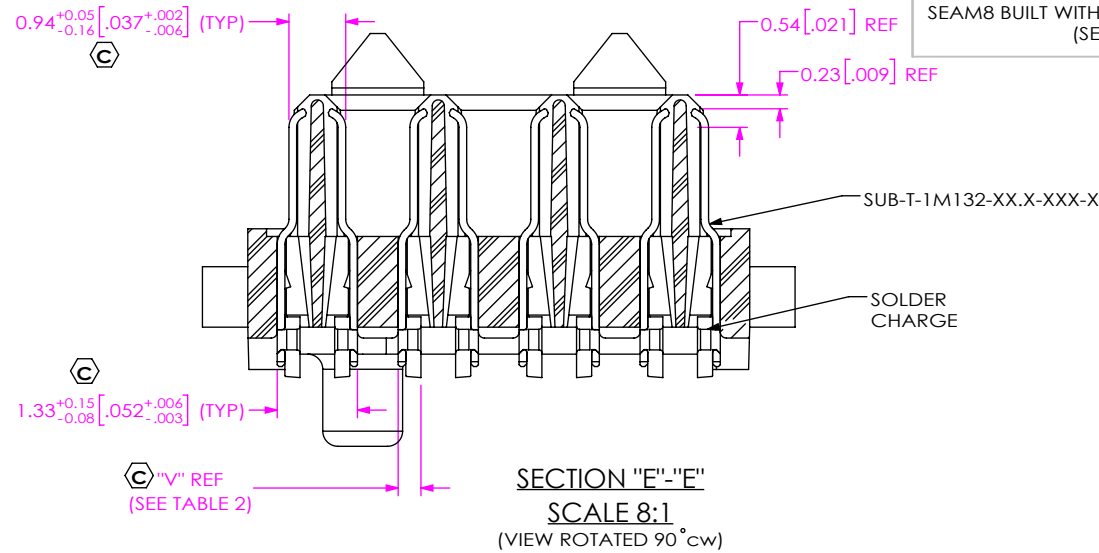
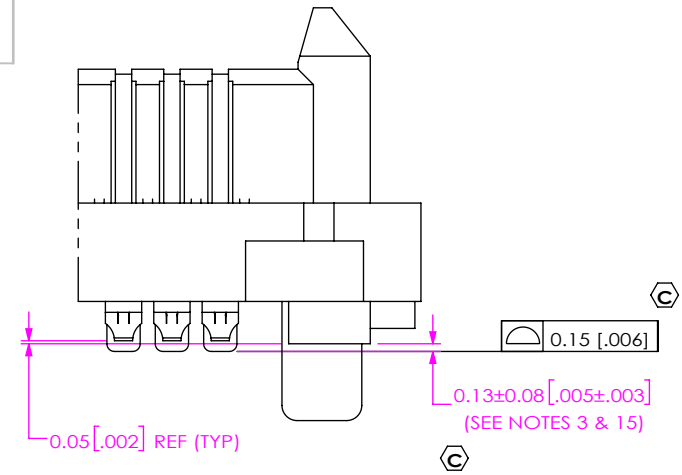
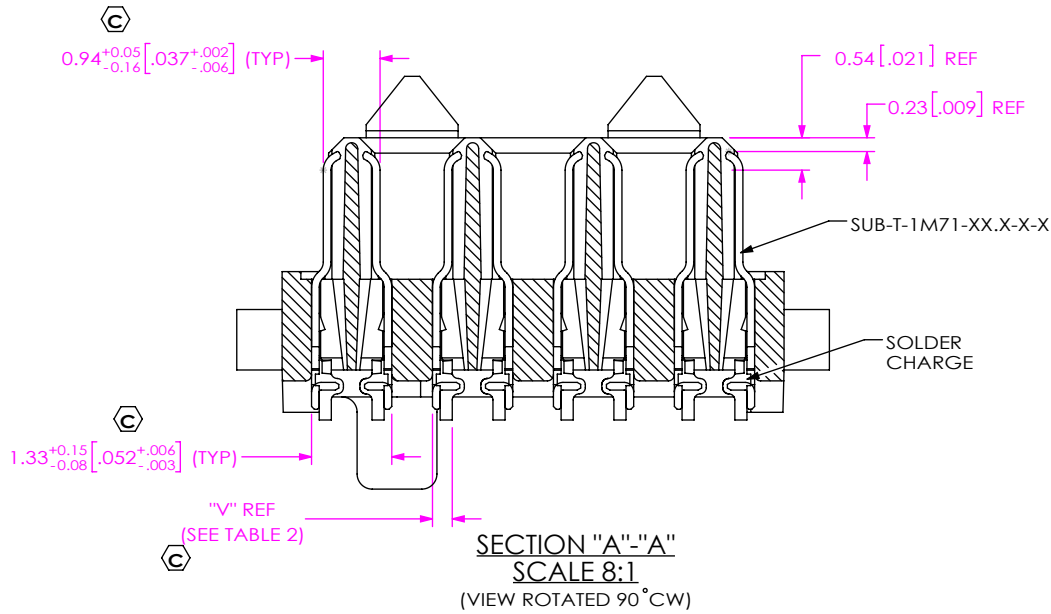
MATERIAL: DO NOT SCALE DRAWING SHEET SCALE: 2:1
INSULATOR: LCP, COLOR: BLACK
TERMINAL: COPPER ALLOY
GUIDE POST: BRASS



520 PARK EAST BLVD, NEW ALBANY, IN 47150
PHONE: 812-944-6733 FAX: 812-948-5047
e-Mail: info@SAMTEC.com code 55322

DESCRIPTION:
0.8MM PITCH TERMINAL ARRAY ASSY
DWG. NO.
SEAM8-XX-SXX.X-XXX-XX-X-XX-X-XX
BY: KNOWLDEN 12/29/08 SHEET 1 OF 5

-2 SOLDER COMPOSITION & STYLE
SEAM8 BUILT WITH SUB-T-1M71-XX.X-X-X
(SEE TABLE 2)



-1 & -3 SOLDER COMPOSITION AND STYLE
SEAM8 BUILT WITH SUB-T-1M132-XX.X-XXX-X
(SEE TABLE 2)

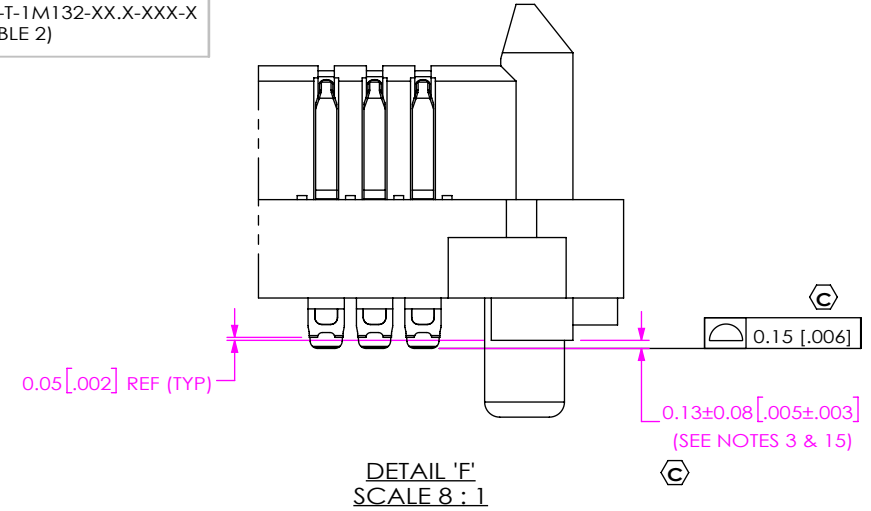


TABLE 2							
LEADSTYLE	SOLDER STYLE	ROW	POSITION	SEAM8 ASSY	BODY CALLOUT	TERMINAL SUB ASSY	"V"
-S02.0	-1	ALL	ALL	SEAM8-XX-S02.0-XXX-XX-X-XX	SEAM8-XX-S02.0-XX-X	SUB-T-1M132-02.0-XXX-1	0.38 [0.015]
	-2	-04 THRU -10	-10 THRU -50	SEAM8-XX-S02.0-XXX-XX-X-XX	SEAM8-XX-S02.0-XX-X	SUB-T-1M71-02.0-X-2	0.33 [0.013]
	-3	ALL	ALL	SEAM8-XX-S02.0-XXX-XX-X-XX	SEAM8-XX-S02.0-XX-X	SUB-T-1M132-02.0-X-2	0.38 [0.015]
-S05.0	-1	ALL	ALL	SEAM8-XX-S05.0-XXX-XX-X-XX	SEAM8-XX-S05.0-XX-X	SUB-T-1M132-05.0-XXX-1	0.38 [0.015]
	-2	-04 THRU -10	-10 THRU -50	SEAM8-XX-S05.0-XXX-XX-X-XX	SEAM8-XX-S05.0-XX-X	SUB-T-1M71-05.0-X-2	0.33 [0.013]
	-3	ALL	ALL	SEAM8-XX-S05.0-XXX-XX-X-XX	SEAM8-XX-S05.0-XX-X	SUB-T-1M132-05.0-X-2	0.38 [0.015]

PROPRIETARY NOTE
THIS DOCUMENT CONTAINS CONFIDENTIAL AND PROPRIETARY INFORMATION AND ALL DESIGN, MANUFACTURING, REPRODUCTION, USE, PATENT RIGHTS AND SALES RIGHTS ARE EXPRESSLY RESERVED BY SAMTEC, INC. THIS DOCUMENT SHALL NOT BE DISCLOSED, IN WHOLE OR IN PART, TO ANY UNAUTHORIZED PERSON OR ENTITY NOR REPRODUCED, TRANSFERRED OR INCORPORATED IN ANY OTHER PROJECT IN ANY MANNER WITHOUT THE EXPRESS WRITTEN CONSENT OF SAMTEC, INC.

DO NOT SCALE DRAWING

SHEET SCALE: 2:1



520 PARK EAST BLVD, NEW ALBANY, IN 47150
PHONE: 812-944-6733 FAX: 812-948-5047
e-Mail info@SAMTEC.com code 55322

DESCRIPTION:
0.8MM PITCH TERMINAL ARRAY ASSY

DWG. NO.
SEAM8-XX-SXX.X-XXX-XX-X-XX-X-XX

BY: KNOWLDEN 12/29/08 SHEET 2 OF 5

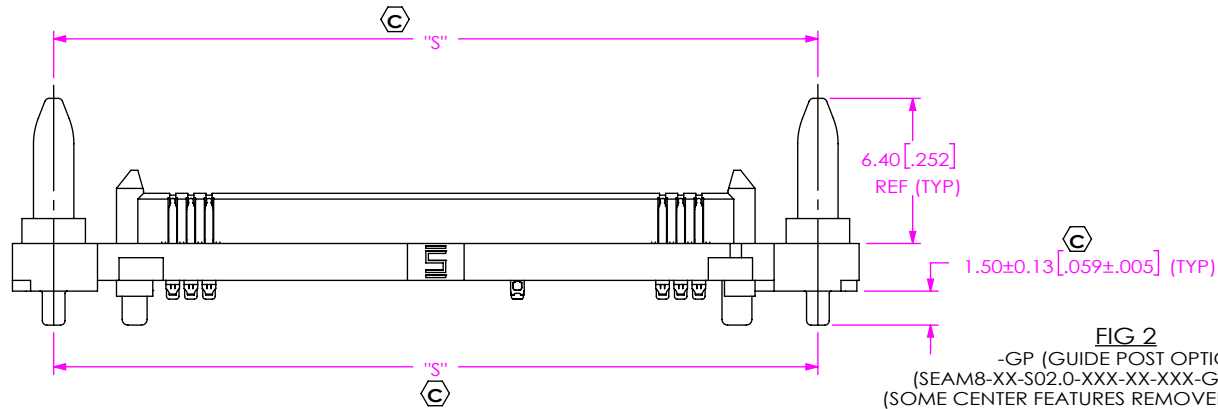
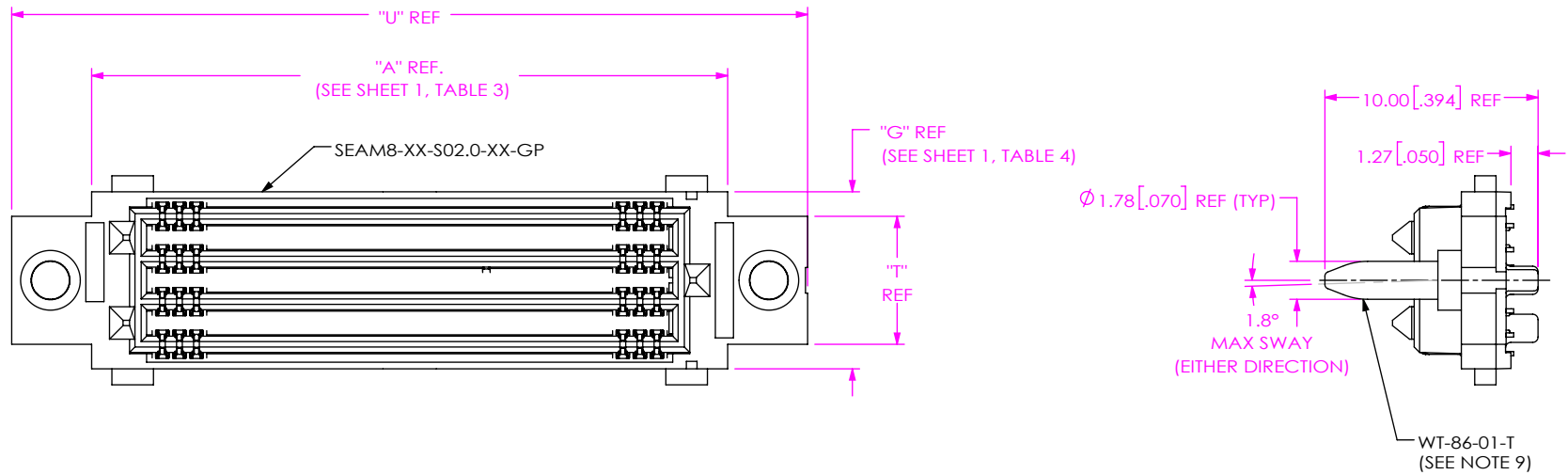
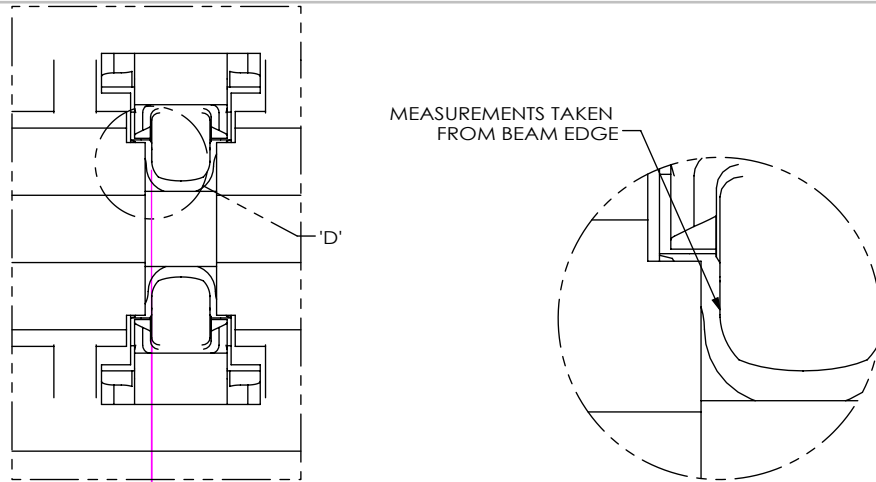


TABLE 10

No. OF ROWS	"T"
-04	2.80 [0.110]
-06	4.00 [0.157]
-08 (SEE NOTE 11)	6.00 [0.236]
-10 (SEE NOTE 11)	6.00 [0.236]

FIG 2
-GP (GUIDE POST OPTION)
(SEAM8-XX-S02.0-XXX-XX-XXX-GP-K SHOWN)
(SOME CENTER FEATURES REMOVED FOR CLARITY)



0.10 [0.004] MAX
(MEASURE FROM BEAM EDGES)

DETAIL "C"
SCALE 35 : 1

DETAIL "D"
SCALE 100 : 1

TABLE 9

No. OF POS. PER ROW	"S"	"U"
-10	17.70 [0.697]	21.34 [0.840]
-20	25.70 [1.012]	29.34 [1.155]
-30	33.70 [1.327]	37.34 [1.470]
-40	41.70 [1.642]	45.34 [1.785]
-50	49.70 [1.957]	53.34 [2.100]

PROPRIETARY NOTE
THIS DOCUMENT CONTAINS CONFIDENTIAL AND PROPRIETARY INFORMATION AND ALL DESIGN, MANUFACTURING, REPRODUCTION, USE, PATENT RIGHTS AND SALES RIGHTS ARE EXPRESSLY RESERVED BY SAMTEC, INC. THIS DOCUMENT SHALL NOT BE DISCLOSED, IN WHOLE OR PART, TO ANY UNAUTHORIZED PERSON OR ENTITY NOR REPRODUCED, TRANSFERRED OR INCORPORATED IN ANY OTHER PROJECT IN ANY MANNER WITHOUT THE EXPRESS WRITTEN CONSENT OF SAMTEC, INC.

DO NOT SCALE DRAWING

SHEET SCALE: 2:1



520 PARK EAST BLVD, NEW ALBANY, IN 47150
PHONE: 812-944-6733 FAX: 812-948-5047
e-Mail: info@SAMTEC.com code 55322

DESCRIPTION:
0.8MM PITCH TERMINAL ARRAY ASSY

DWG. NO.
SEAM8-XX-SXX.X-XXX-XX-X-XX-X-XX

BY: KNOWLDEN 12/29/08 SHEET 3 OF 5

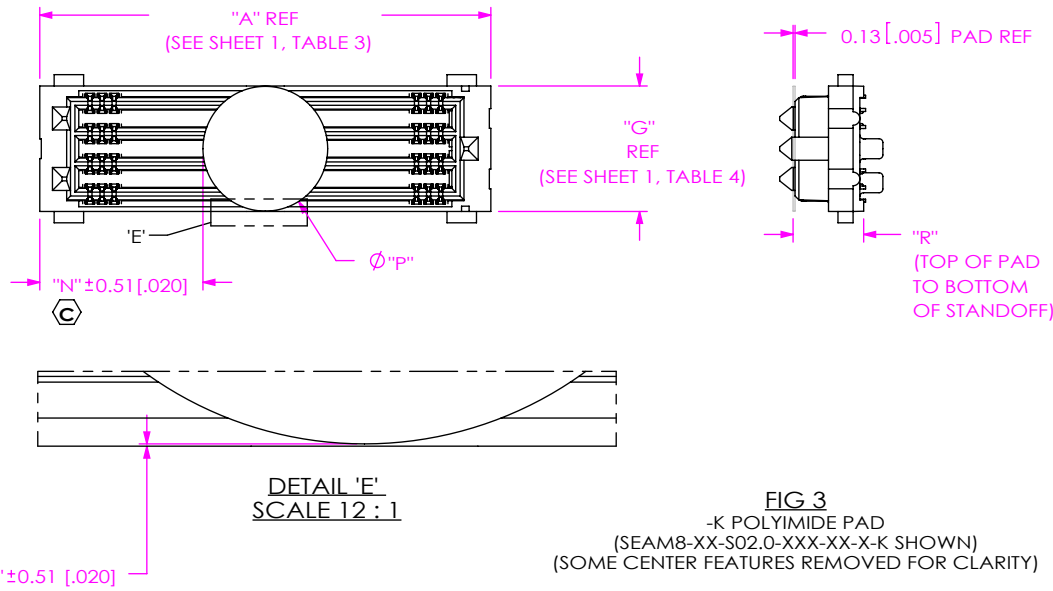


FIG 3
-K POLYIMIDE PAD
(SEAM8-XX-S02.0-XXX-XX-X-K SHOWN)
(SOME CENTER FEATURES REMOVED FOR CLARITY)

TABLE 7		
-LEAD STYLE	"R"	
-S02.0	4.67	[0.184]
-S05.0	7.67	[0.302]

TABLE 8	
-No. OF ROWS	K-DOT #
-04	K-DOT-.167-.281-.005
-06	K-DOT-.246-.375-.005
-08 (SEE NOTE 11)	K-DOT-.325-.450-.005
<input checked="" type="checkbox"/> -10 (SEE NOTE 11)	K-DOT-.404-.500-.005

= FOR 10 POSITION ONLY USE K-DOT-.325-.450-.005

-No. OF ROWS	Ø "P"	"N"					"S"
		10 Pos.	20 Pos.	30 Pos.	-40 Pos	-50 Pos.	
-04	4.25 [0.167]	4.80 [0.189]	8.80 [0.346]	12.80 [0.504]	16.80 [0.661]	20.80 [0.819]	.025 [0.001]
-06	6.25 [0.246]	3.80 [0.149]	7.80 [0.307]	11.80 [0.464]	15.80 [0.622]	19.80 [0.779]	.026 [0.001]
-08 (SEE NOTE 11)	8.25 [0.325]	2.80 [0.110]	6.80 [0.268]	10.80 [0.425]	14.80 [0.582]	18.80 [0.740]	.025 [0.001]
<input checked="" type="checkbox"/> -10 (SEE NOTE 11)	10.26 [0.404]	2.80 [0.110]	5.79 [0.228]	9.79 [0.385]	13.79 [0.543]	17.79 [0.700]	.020 [0.001]

= FOR 10 POSITION ONLY, Ø "P" = 8.25 [0.325], "S" = 1.025 [0.040]

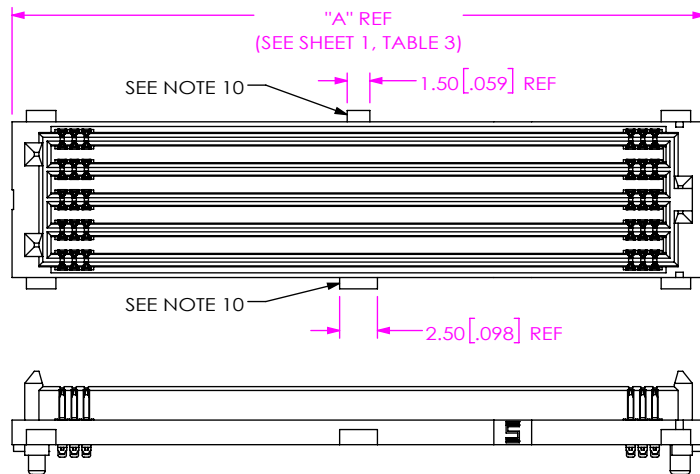


FIG 4
(SEAM8-50-S02.0-XXX-10-X-XX-K SHOWN)
(SOME CENTER FEATURES REMOVED FOR CLARITY)

PROPRIETARY NOTE
THIS DOCUMENT CONTAINS CONFIDENTIAL AND PROPRIETARY INFORMATION AND ALL DESIGN, MANUFACTURING, REPRODUCTION, USE, PATENT RIGHTS AND SALES RIGHTS ARE EXPRESSLY RESERVED BY SAMTEC, INC. THIS DOCUMENT SHALL NOT BE DISCLOSED, IN WHOLE OR PART, TO ANY UNAUTHORIZED PERSON OR ENTITY NOR REPRODUCED, TRANSFERRED OR INCORPORATED IN ANY OTHER PROJECT IN ANY MANNER WITHOUT THE EXPRESS WRITTEN CONSENT OF SAMTEC, INC.

DO NOT SCALE DRAWING

SHEET SCALE: 2:1



520 PARK EAST BLVD, NEW ALBANY, IN 47150
PHONE: 812-944-6733 FAX: 812-948-5047
e-Mail info@SAMTEC.com code 55322

DESCRIPTION:
0.8MM PITCH TERMINAL ARRAY ASSY
DWG. NO.
SEAM8-XX-SXX.X-XXX-XX-X-XX-X-XX
BY: KNOWLDEN 12/29/08 SHEET 4 OF 5

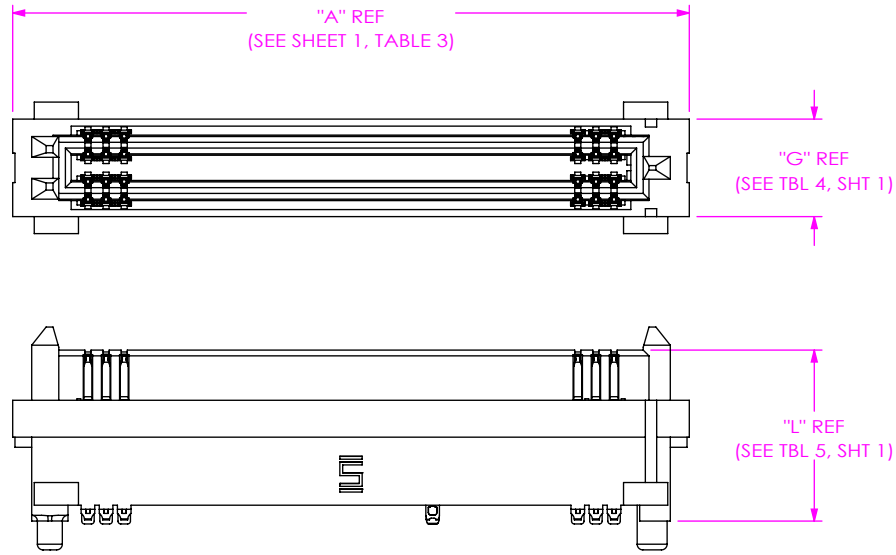


FIG 5
(SEAM8-30-S05.0-XXX-04-X-XX-K SHOWN)
(SOME CENTER FEATURES REMOVED FOR CLARITY)

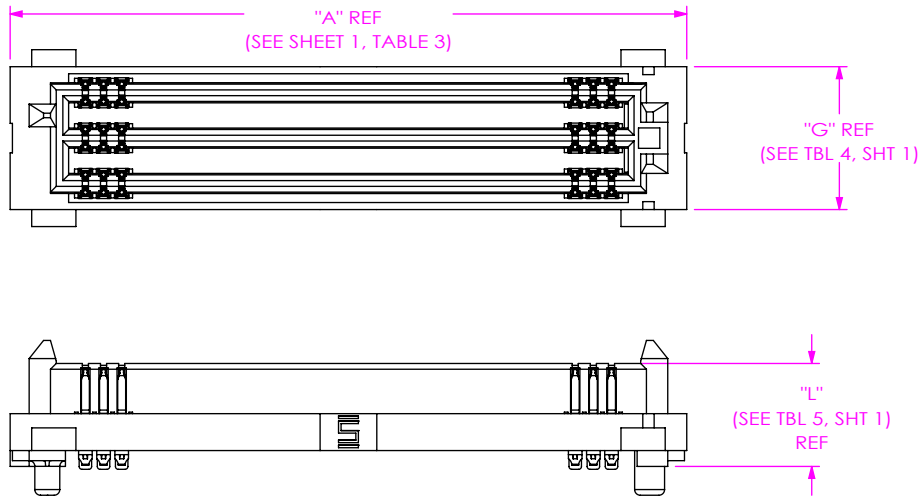


FIG 6
(SEAM8-30-S02.0-XXX-06-X-XX-K SHOWN)
(SOME CENTER FEATURES REMOVED FOR CLARITY)

PROPRIETARY NOTE
 THIS DOCUMENT CONTAINS CONFIDENTIAL AND PROPRIETARY INFORMATION AND ALL DESIGN, MANUFACTURING, REPRODUCTION, USE, PATENT RIGHTS AND SALES RIGHTS ARE EXPRESSLY RESERVED BY SAMTEC, INC. THIS DOCUMENT SHALL NOT BE DISCLOSED, IN WHOLE OR PART, TO ANY UNAUTHORIZED PERSON OR ENTITY NOR REPRODUCED, TRANSFERRED OR INCORPORATED IN ANY OTHER PROJECT IN ANY MANNER WITHOUT THE EXPRESS WRITTEN CONSENT OF SAMTEC, INC.

DO NOT SCALE DRAWING

SHEET SCALE: 2:1



520 PARK EAST BLVD, NEW ALBANY, IN 47150
 PHONE: 812-944-6733 FAX: 812-948-5047
 e-Mail info@SAMTEC.com code 55322

DESCRIPTION:
 0.8MM PITCH TERMINAL ARRAY ASSY

DWG. NO.
SEAM8-XX-SXX.X-XXX-XX-X-XX-X-XX

BY: KNOWLDEN 12/29/08 SHEET 5 OF 5