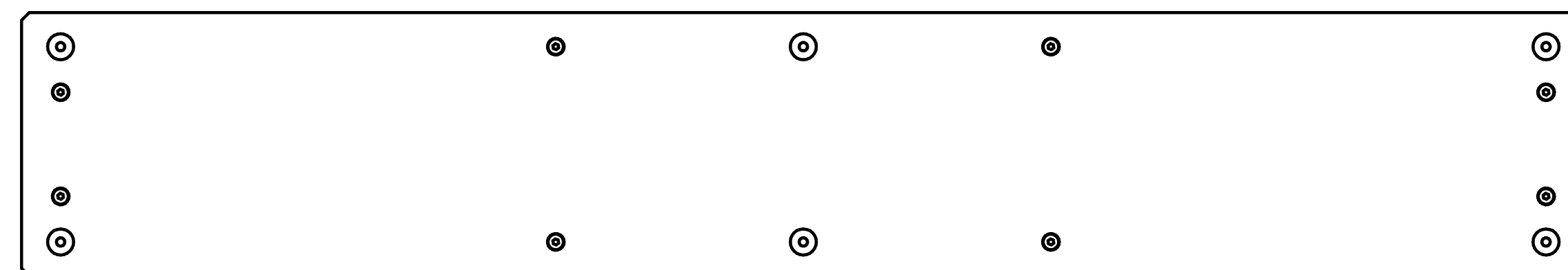

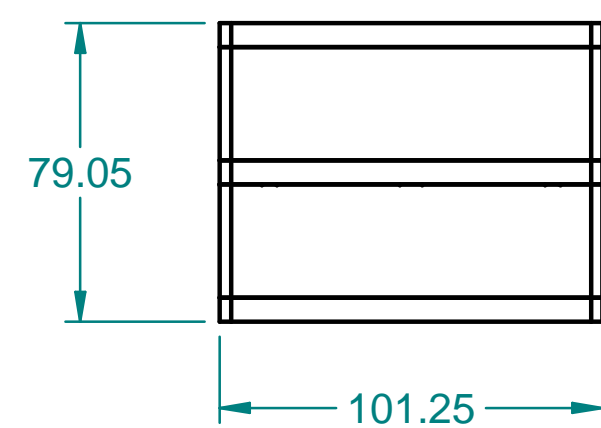
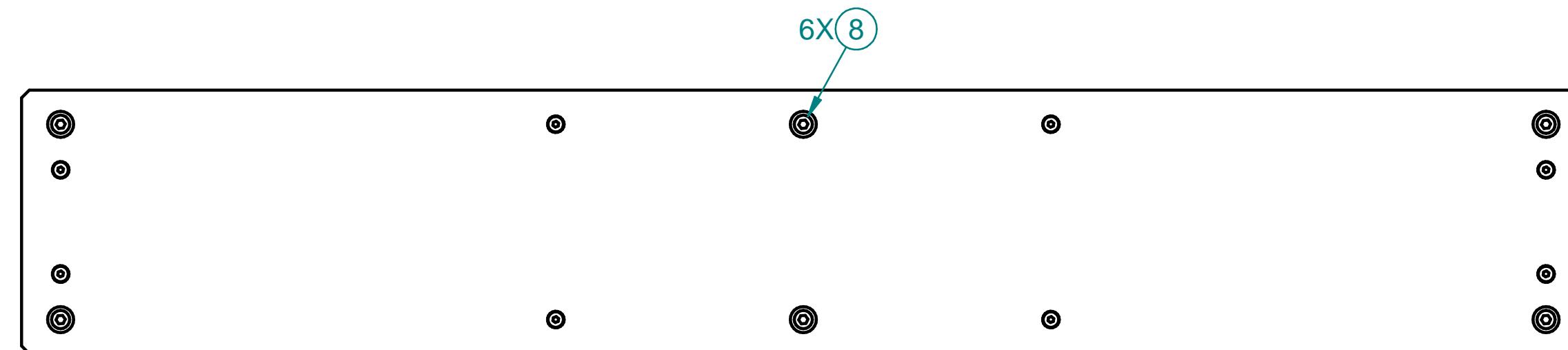
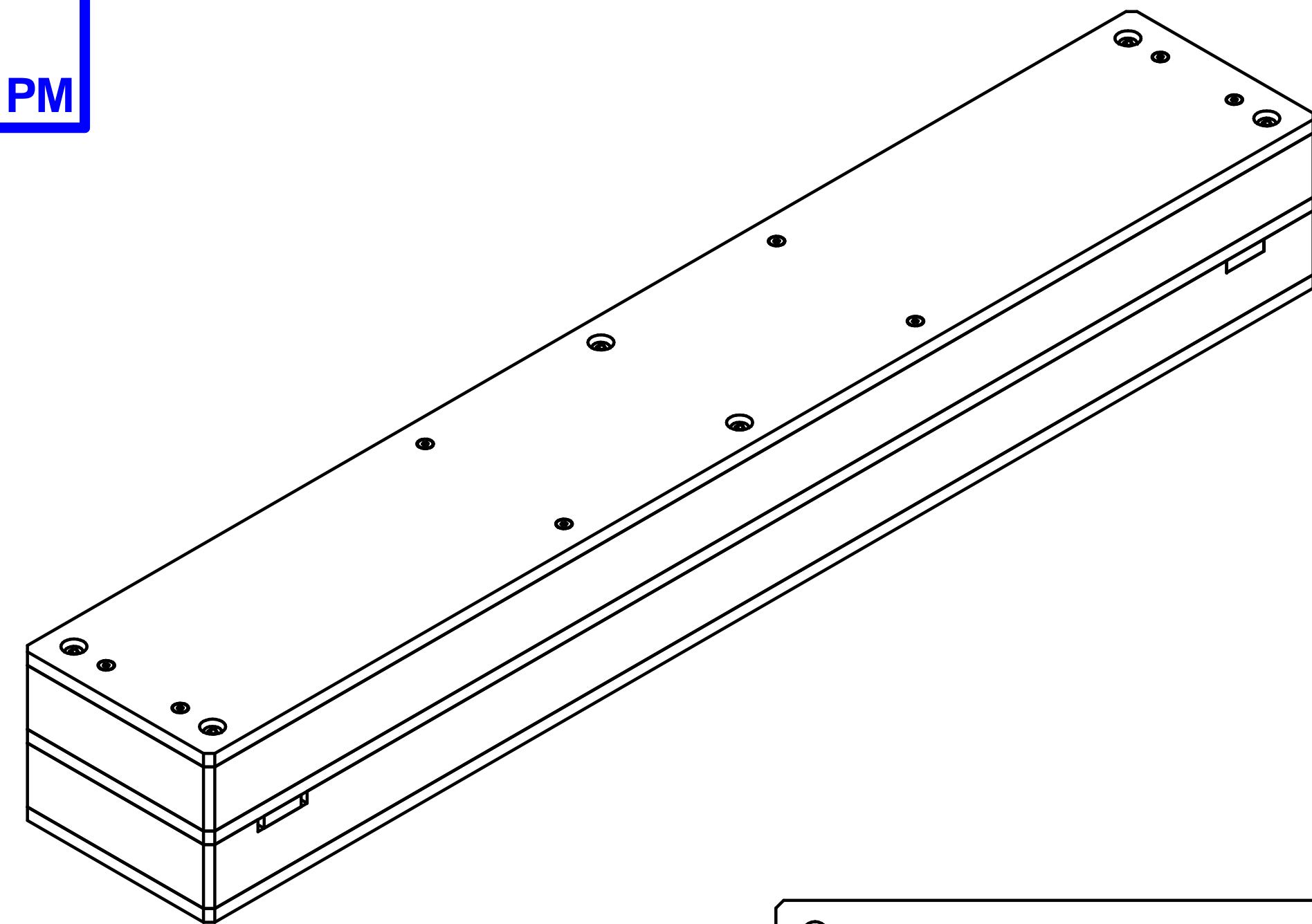


CHECK-PRINT
newbry
02-11-2022 05:00:39 PM



ITEM	PART NO	TITLE OR DESCRIPTION	QTY
11	REF-000203023	HANDLING FRAME, OB STAVE, 19-1	1
10	REF-000203022	BOTTOM COVER, SHIPPING FIXTURE, OB STAVE, 19-1	1
9	REF-000203021	TOP COVER, SHIPPING FIXTURE, OB STAVE, 19-1	1
8	SL050101-20961	SCREW, CAP, SCH, HEX, DIN 912, M4 X 0.7 X 50 mm, PART THD, SST 304,	6

DIMENSIONING AND TOLERANCING IS IAW ASME Y14.5-2009		SCALE: 1:2 DO NOT SCALE DRAWING	ESTIMATED MASS: 9.758 kg	DWG TYPE: ASSY																
UNLESS OTHERWISE SPECIFIED DIMENSIONS ARE IN MILLIMETERS																				
TOLERANCES: BREAK EDGES 0.13 - 0.4 INTERNAL CORNERS R 0.4 MAX ANGLE ± 1° ALL SURF 125		THE DRAWINGS, SPECIFICATIONS AND OTHER DATA HEREIN PROVIDED SHALL NOT BE COPIED, PUBLISHED OR OTHERWISE FURTHER DISSEMINATED WITHOUT PRIOR WRITTEN PERMISSION OF STANFORD UNIVERSITY/SLAC																		
NEXT ASSEMBLIES:		ENGR S. NEWBRY DWN S. NEWBRY CHKR ---	DATE 20220211	APPROVALS																
<table border="1"> <thead> <tr> <th>DIMENSIONS</th> <th>< 6</th> <th>> 6</th> <th>> 30</th> <th>> 120</th> <th>> 315</th> <th>> 1000</th> <th>> 2000</th> </tr> </thead> <tbody> <tr> <td>GENERAL TOLERANCES</td> <td>± 0.1</td> <td>± 0.2</td> <td>± 0.3</td> <td>± 0.5</td> <td>± 0.8</td> <td>± 1.2</td> <td>± 2</td> </tr> </tbody> </table>		DIMENSIONS	< 6	> 6	> 30	> 120	> 315	> 1000	> 2000	GENERAL TOLERANCES	± 0.1	± 0.2	± 0.3	± 0.5	± 0.8	± 1.2	± 2	ATLAS ITk RD53a, 19-1 OB STAVE FIXTURE, SHIPPING / STORAGE DRAWING NUMBER: REF-000202479 REVISION NUMBER: A D		
DIMENSIONS	< 6	> 6	> 30	> 120	> 315	> 1000	> 2000													
GENERAL TOLERANCES	± 0.1	± 0.2	± 0.3	± 0.5	± 0.8	± 1.2	± 2													