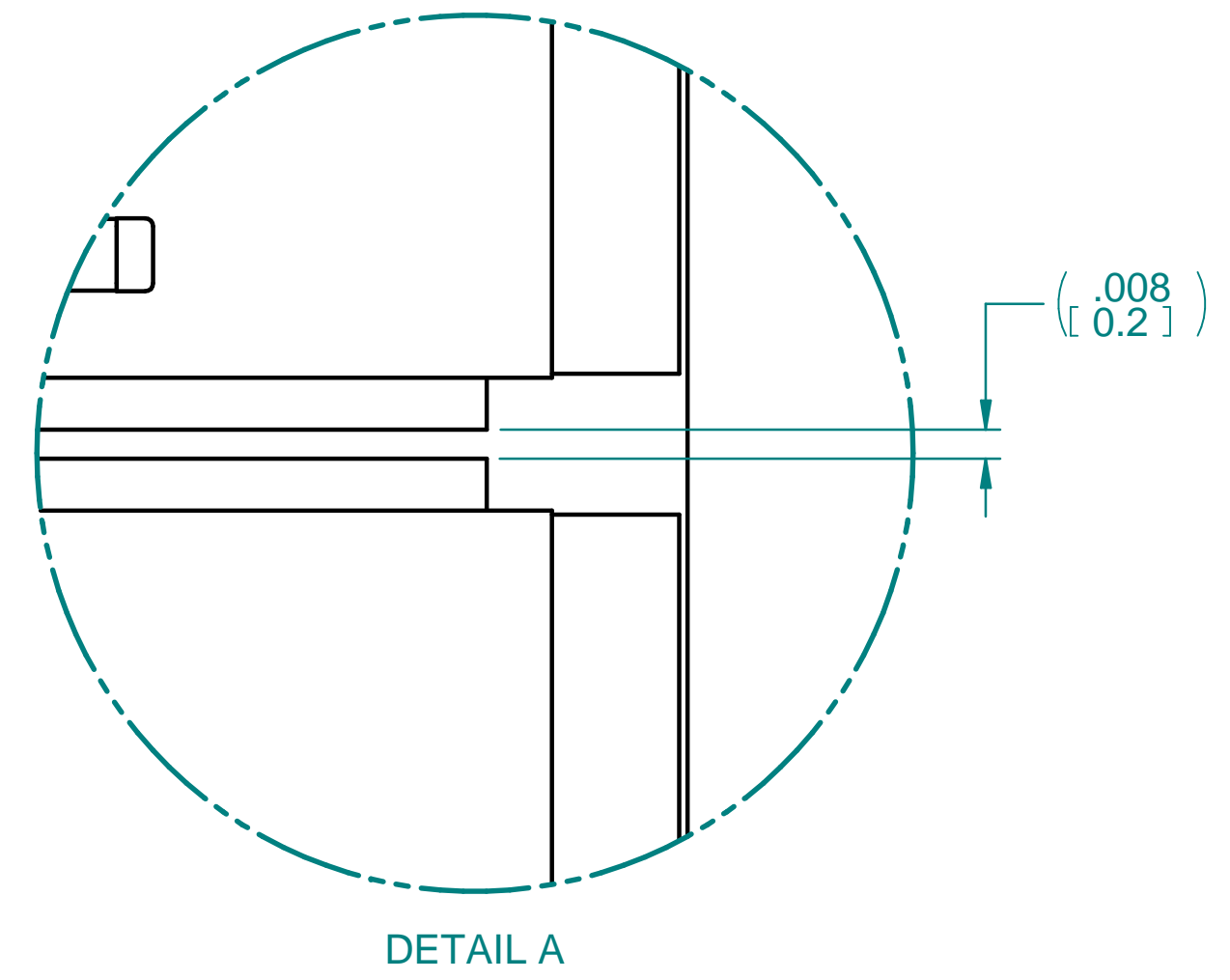
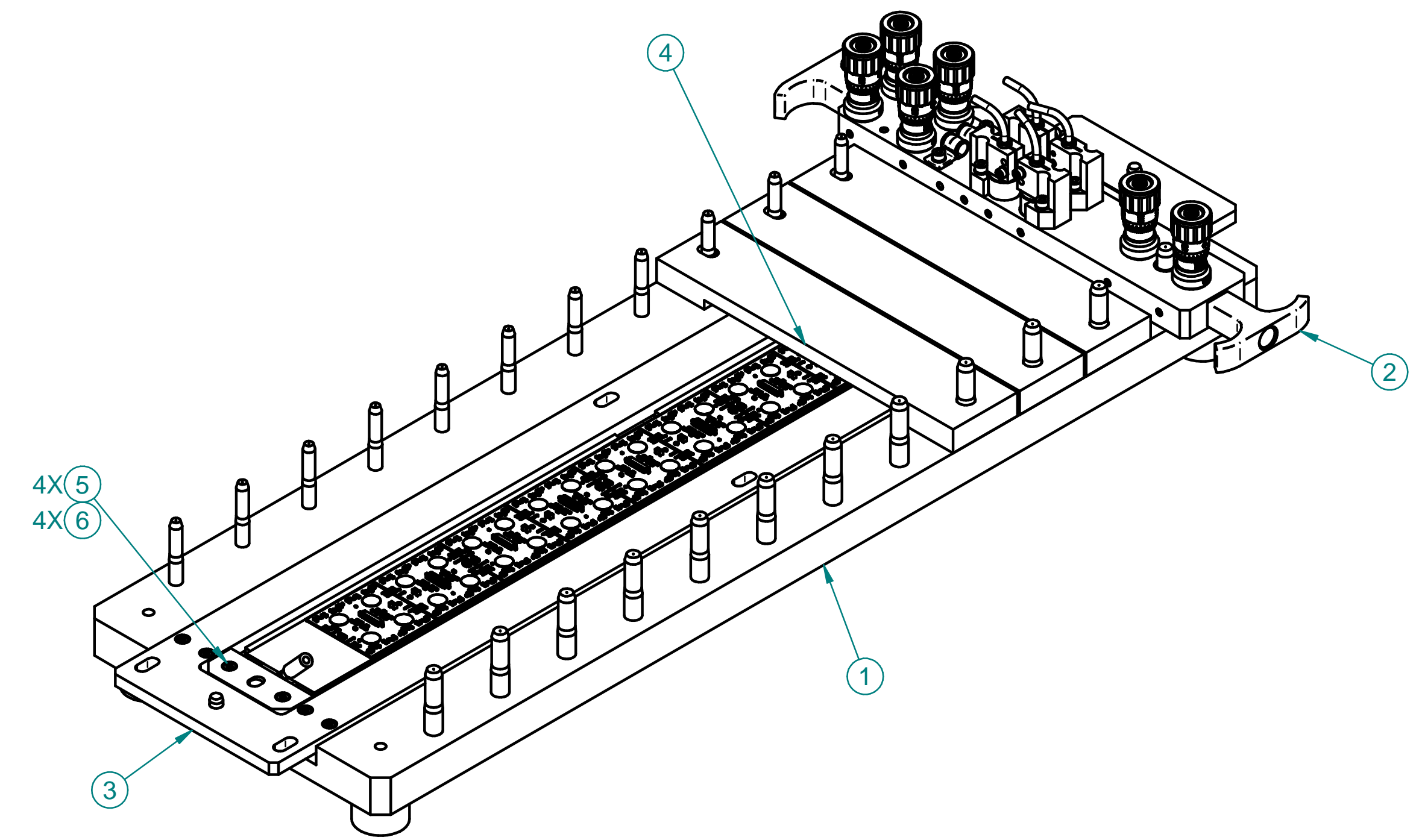
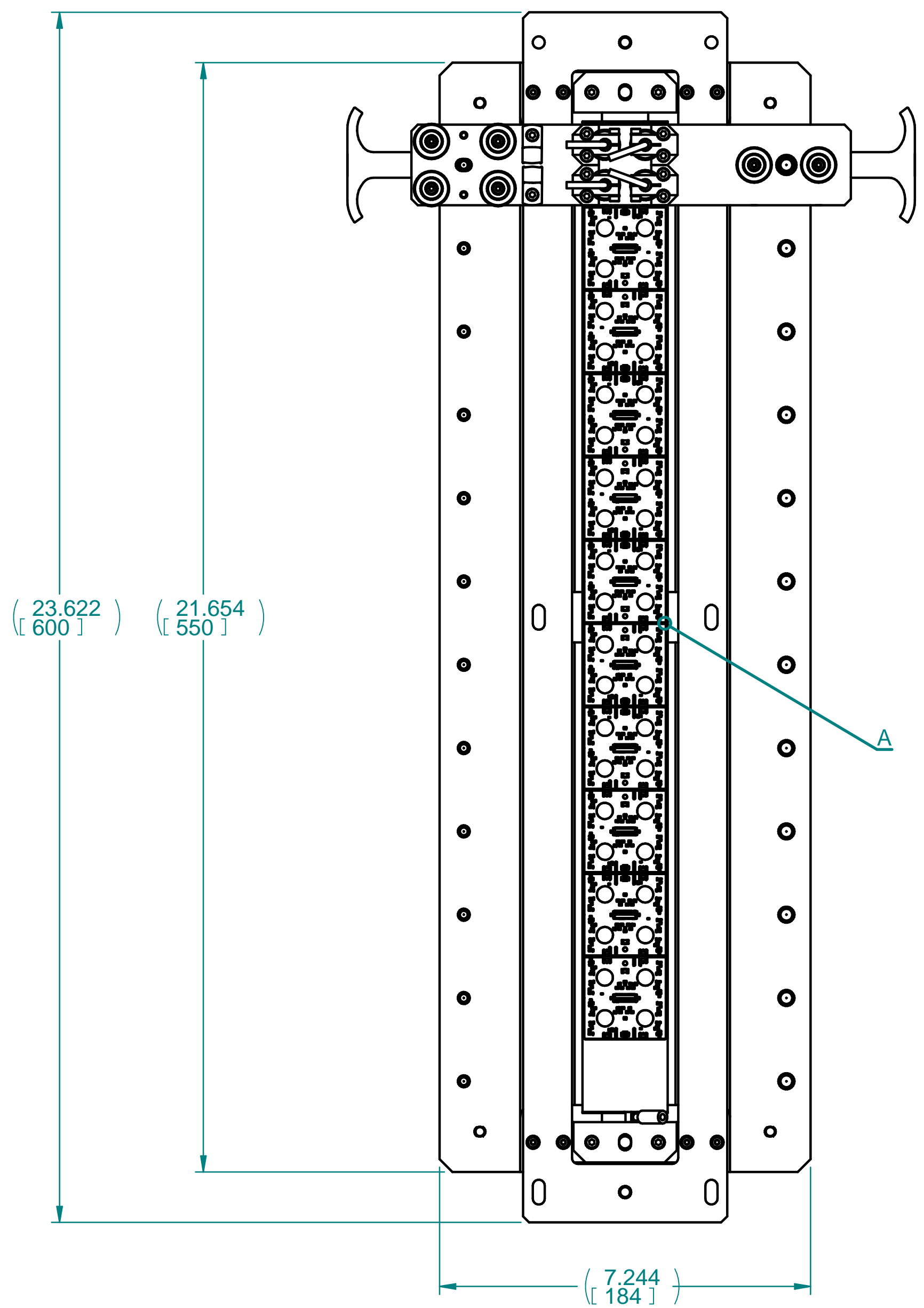


NOTES:
1. FOLLOW SAFE HANDLING AND ESD PROCEDURES.



ITEM	PART NO.	DESCRIPTION	QTY
6	SL050601-22239	WASHER, FLAT, NAR, M3, SST	4
5	SL050101-21175	SCREW, CAP, SCH, HEX, M3 X 20, SST 316	4
4	REF-000202337	COVER, SECTION, 19-1 OB STAVE, V2	11
3	REF-000203023	HANDLING FRAME, OB STAVE, 19-1	1
2	REF-000202287	L1 19-1 LOADING JIG, V2	1
1	REF-000205009	BASEPLATE AND FEET, 19-1 OB STAVE LOADING FIXTURE	1

CHECK-PRINT
newbry
02-23-2022 05:38:44 PM

DIMENSIONING AND TOLERANCING IS IAW ASME Y14.5-2009		SCALE: 1:2 DO NOT SCALE DRAWING	ESTIMATED MASS: 15.643 LB	DWG TYPE: ASSY
UNLESS OTHERWISE SPECIFIED DIMENSIONS ARE IN INCHES. TOLERANCES: BREAK EDGES .005-.015 INTERNAL CORNERS R.015 MAX FRACTIONS ± --- DEC .XX± .02 .XXX± .005 .XXXX± .0010 ANGLE ± 0.5		ATLAS INNER PIXEL MECH LOADING TOOLING LOADING FIXTURE, STAVE, 19-1, OUTER BARREL		
NEXT ASSEMBLIES:		ENGR NEWBRY DWN NEWBRY CHKR ---	DATE 20200609 APPROVALS --- --- ---	DRAWING NUMBER REF-000130459
		REVISION NUMBER A		DATE D