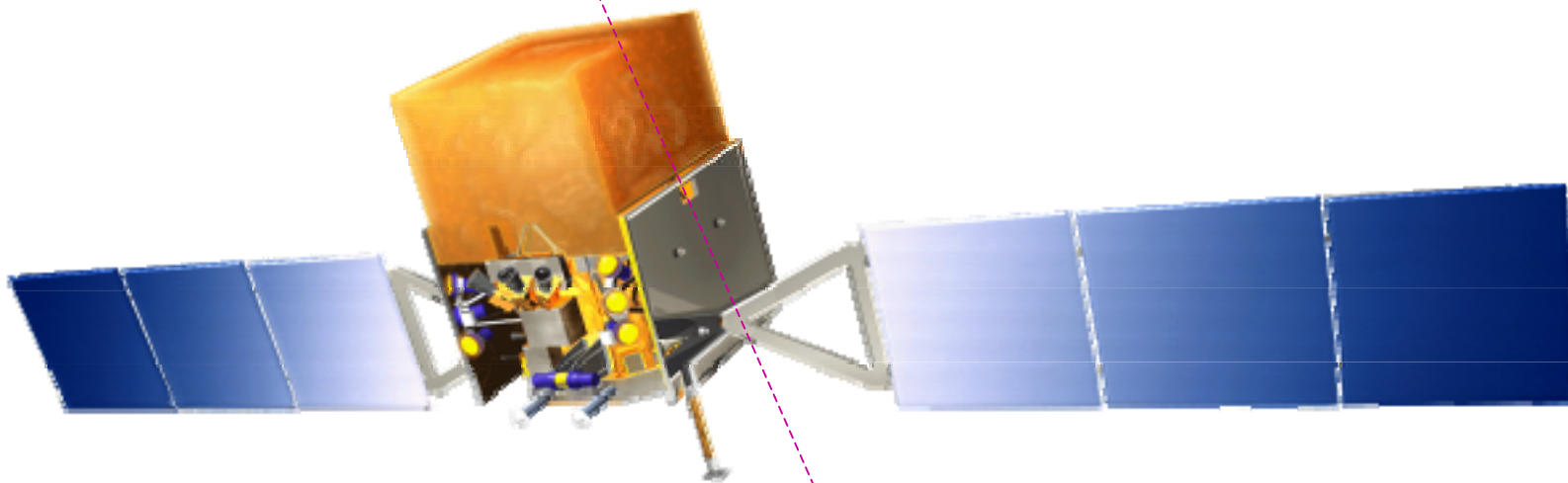
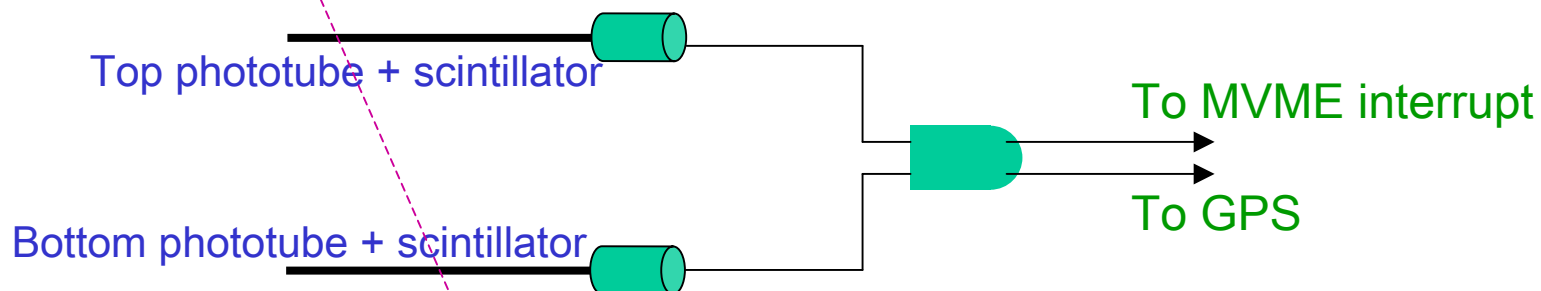



# An end-to-end test of GLAST LAT absolute event times

David Smith, Denis Dumora, and Eric Grove.

SO meet, 10 November 2006

*With vital moral & material support from Neil Johnson & Dave Thompson.*






# What timing precision for pulsar science?

- Consider PSR J0218+4232: a millisecond pulsar (and therefore, a binary...) with a rotation period of 2.3 ms.
- Seen by EGRET (3EG J0222+4253 confuses the pulsar with the blazar 3C66A). The light curve had  $\sim 100$  photons Kuiper et al A&A 359, 615-626 (2000).
- With LAT, aim for  $>25\times$  more: a 50 bin phasogram is possible.
  - ❖  $2.3 \text{ ms}/50 \rightarrow 50 \mu\text{S}$  per bin.
- *The LAT goal is  $10 \mu\text{S}$  absolute precision.*

=====

- Timing *offsets* gives phase offsets. A little *jitter* smears peak widths, and a lot of jitter renders a pulsed signal *undetectable*.
- ❖ Light curve shape versus energy is *rich* in information about beam geometry, and thus, acceleration zone and mechanism. (Crab 2<sup>nd</sup> peak creeps 3 ms towards 1<sup>st</sup> peak above 1 GeV, see Kuiper et al A&A 378, 918-935 (2001) )
- Jitter to be smaller than pulse width (in radio, often  $<5\%$  of a rotation period).



# Why worry?

- The experienced and competent authorities are unanimous: getting absolute event times right is really hard.
- CGRO, USA, CHANDRA, and XMM all had problems, at instrument level (hardware & software) or at the spacecraft level (gps reception, telemetry packets).
- For details on this (and the rest of the talk) see <https://confluence.slac.stanford.edu/display/CAL/Event+Timestamps>

*( hereafter referred to as the "timing web page" )*





# How does LAT tell time?

- The spacecraft interprets signals from GPS satellites to obtain absolute time and position (XMM and CGRO got time from ground stations, and position from orbital elements).
- The spacecraft delivers a TimeToneMessage to LAT, using CCSDS\* standard protocol.
- The spacecraft also delivers a Pulse Per Second ("PPS") signal for synchronization, precisely, at second-to-second rollovers.
- .LAT latches 20 MHz (50 ns) GEM scaler ticks when PPS received.
- .LAT event triggers also latch the GEM scaler ticks. Read out with event.
- Scalers count to  $2^{25} = 33,554,432 = 1.68$  seconds, more on rollovers later.
- The CCSDS and GEM data wind up in our digi.root files.
- The "timing web page" cites talks by Anders, Warren, and me on this.


\* See [ccsds.org](http://ccsds.org)



# What's already been tested?

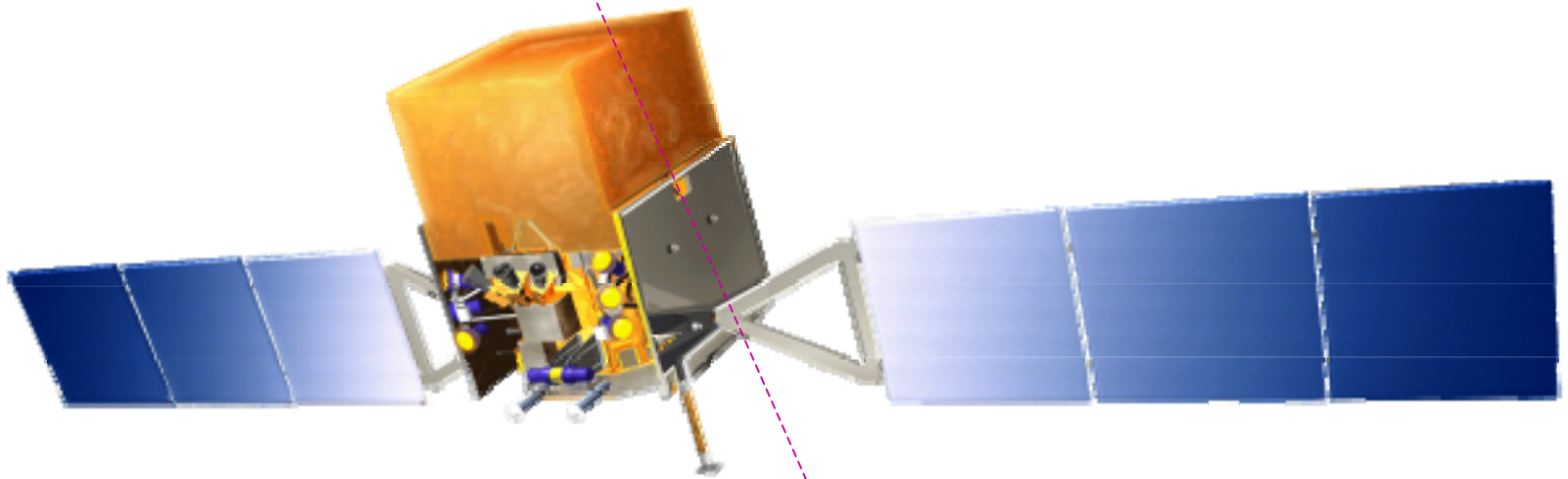
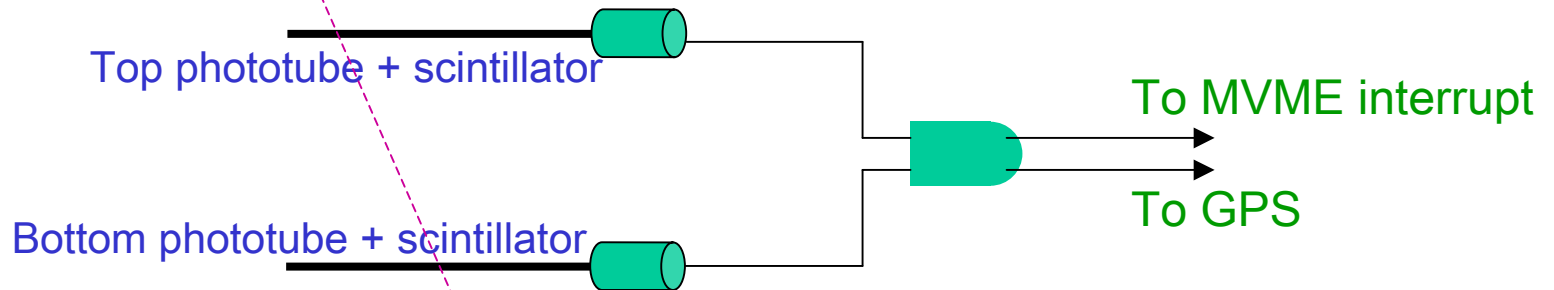
- Gregg Thayer demonstrated that the offset between PPS and a synchronous periodic external trigger is stable & constant. The LAT 13x tests to meet Level 3 req't 5.2.11 are described in LAT-MD-02730.
- Gregg's tests would not notice if the  $i^{\text{th}}$  timestamp belonged to the  $(i-1)^{\text{th}}$  event, as happened for the CHANDRA HRC.
- Gary Godfrey used Van de Graaf data to further demonstrate LAT timestamp stability (e.g., no drifts).  
(some details on the timing web page.)
- The GPS in the VSC (see next slide) gave accurate absolute times after reset, then the time left to drift (GPS antenna unused).
- GLAST + LAT is virgin territory.






# Our end-to-end test

A muon telescope next to the LAT triggers an acquisition system with a GPS in it. For muons passing through both the LAT and the muon telescope, compare the dates from the two systems.



Track of a single atmospheric muon



# The muon telescope

- NRL muon telescope used during calorimeter fabrication.
- Each scintillator is  $(50 \text{ cm})^2$ .
- Two photomultiplier tubes per scintillator (total of 4).
- High voltage supplies and settings, NIM discriminators and settings, and coincidences provided by NRL.
- The telescope will be on the floor, next to and slightly lower than the LAT. (Not above, or above & below like we once said).
- Rate at NRL was 10 Hz for a 1.5 CAL height scintillator separation. Perhaps half or a third for LAT+telescope coincidences.
- A small number of events suffices to test much.

(half hour @ 5 Hz → ~10k events...)



# VME and GPS

- D. Dumora and D. Smith saw the Crab optical pulsar with CELESTE. Correct absolute phase means we got the times right.
- Using e.g. <http://nist.time.gov/timezone.cgi?UTC/s/0/java> we know we're still right to better than a second (e.g. Leap second okay). Prove better than that? A couple of ideas, little done.
- CELESTE GPS obsolete – incompatible with Spectrum antennas. Use spare VSC module instead (on loan from SLAC – thanks to G. Thayer & G. Haller) .
- Motorola MVME 172 crate controller running Lynx (now "Lynux") OS.

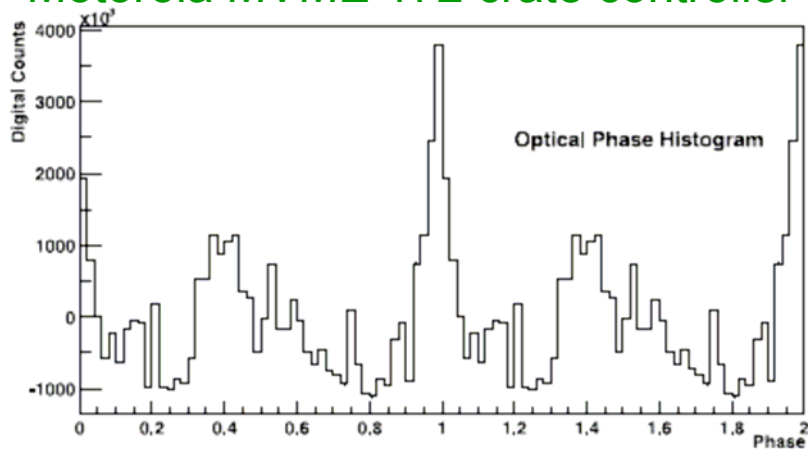


FIG. 16.—Phase histogram for the optical Crab data

THE ASTROPHYSICAL JOURNAL, 566: 343–357, 2002 February 10  
 © 2002, The American Astronomical Society. All rights reserved. Printed in U.S.A.

## MEASUREMENT OF THE CRAB FLUX ABOVE 60 GeV WITH THE CELESTE CERENKOV TELESCOPE

M. DE NAUROIS,<sup>1,2</sup> J. HOLDER,<sup>3,4</sup> R. BAZER-BACHI,<sup>5</sup> H. BERGERET,<sup>3</sup> P. BRUEL,<sup>1</sup> A. CORDIER,<sup>3</sup> G. DEBIAIS,<sup>6</sup> J.-P. DEZALAY,<sup>5</sup>  
 D. DUMORA,<sup>7</sup> E. DURAND,<sup>7</sup> P. ESCHSTRUTH,<sup>3</sup> P. ESPIGAT,<sup>8</sup> B. FABRE,<sup>6</sup> P. FLEURY,<sup>1</sup> N. HÉRAULT,<sup>3,6</sup> M. HRABOVSKY,<sup>9</sup>  
 S. INCERTI,<sup>7</sup> R. LE GALLOU,<sup>7</sup> F. MÜNZ,<sup>8,10</sup> A. MUSQUÈRE,<sup>5</sup> J.-F. OLIVE,<sup>5</sup> E. PARE,<sup>1,11</sup> J. QUÉBERT,<sup>7</sup> R. C. RANNOT,<sup>7,12</sup>  
 T. REPOSEUR,<sup>7</sup> L. ROB,<sup>10</sup> P. ROY,<sup>3</sup> T. SAKO,<sup>1,13</sup> P. SCHOVANEK,<sup>9</sup> D. A. SMITH,<sup>7</sup> P. SNABRE,<sup>14</sup> AND A. VOLTE<sup>8</sup>

Received 2001 July 13; accepted 2001 October 10




# VME GPS readout

Table 3-4

Bit #	15-12	11-8	7-4	3-0
<b>EVENT0 Field</b>	Not Defined	Not Defined	Status (Note 1)	Days Hundreds
<b>EVENT1 Field</b>	Days Tens	Days Units	Hours Tens	Hours Units
<b>EVENT2 Field</b>	Minutes Tens	Minutes Units	Seconds Tens	Seconds Units
<b>EVENT3 Field</b>	10E-1 Seconds	10E-2 Seconds	10E-3 Seconds	10E-4 Seconds
<b>EVENT4 Field</b>	10E-5 Seconds	10E-6 Seconds	10E-7 Seconds	Not Defined


*Note 1:*

- |       |  |                                      |
|-------|--|--------------------------------------|
| bit 7 | 1 = RTC Battery failure                        | 0 = RTC Battery OK                   |
| bit 6 | 1 = frequency offset > 5E7 in Mode 0           | 0 = frequency offset < 5E7 in Mode 0 |
|       | 1 = frequency offset > 5E8                     | 0 = frequency offset < 5E8           |
| bit 5 | 1 = time offset > X microseconds               | 0 = time offset < X microseconds     |
|       | (X = 5 for mode 0, X = 2 more all other modes) |                                      |
| bit 4 | 1 = flywheeling (not locked)                   | 0 = locked to selected reference     |



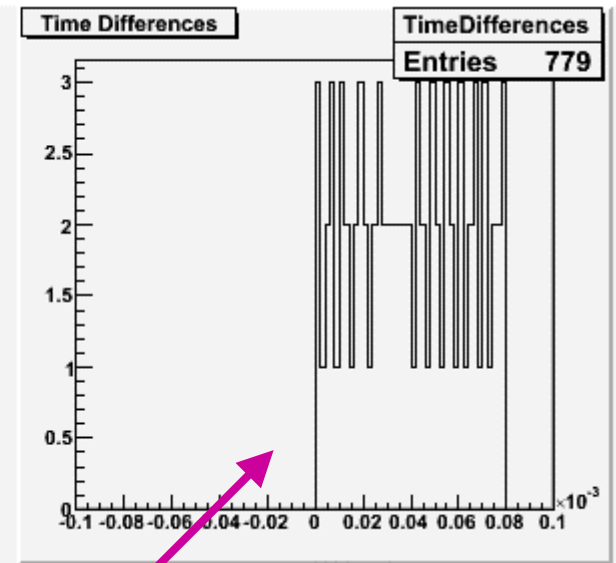
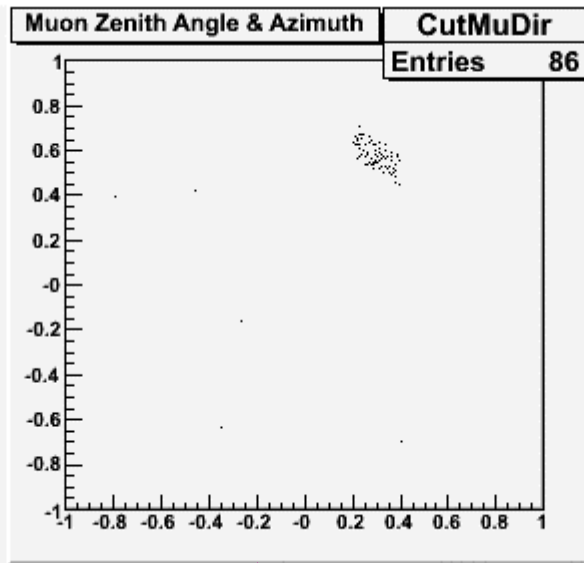

# The "analysis" algorithm

- Bordeaux DAQ writes an ascii file with one date per muon trigger. Last digit is  $0.1 \mu\text{s}$ .
- A root macro reads the ascii file and the SVAC tuple for that LAT run (so we need to wait for the pipeline. For internet access, probably have to leave SASS FoF – back to the hotel for data analysis?).
- 1<sup>st</sup> pass: find where the muon paddles are in TKR space by plotting events with  $|T_{\text{bdx}} - T_{\text{LAT}}| < 100 \mu\text{s}$ .
- 2<sup>nd</sup> pass: for TKR tracks from that direction, make histogram of  $|T_{\text{bdx}} - T_{\text{LAT}}|$ .
- If all is well, you'll see a spike at zero.



# Practice Analysis


- Did a "pretend" data run and analysis, using FSW muons from NRL (run 77005390, 27 May, 2006, LAT is vertical)
- Faked Bordeaux dates by putting LAT dates into an ascii file. Pretended muon telescope was above and off to the side. Faked a problem by adding 1  $\mu\text{s}$  per event.



AllMuDir->Fill(Tkr1EndDir[0], Tkr1EndDir[1])


$|T_{\text{bdx}} - T_{\text{LAT}}|$  for events in that piece of (Tkr1EndDir[0], Tkr1EndDir[1]) space.

Same, for  $|T_{\text{bdx}} - T_{\text{LAT}}| < 100 \mu\text{s}$



# A remark about LAT times

- In May & June, Anders Warren and Dave (me!) made IA presentations on how to calculate absolute time from GEM etc variables.
- The timing web page explains an "improvement" we discovered in October.
- Anders, Warren, Eric C, Eric S, and Gregg have, in the last 10 days, found some other algorithm improvements, concerning scaler rollovers, datagram creation timestamps, and the like.
- Soon, this "official, properly calculated absolute time" will be in the pipeline release and thus in the tuples.
- All this to say – work-in-progress. A few weird  $|T_{\text{bdx}} - T_{\text{LAT}}|$ 's won't necessarily mean that there is a real problem.



# Calendar

- This week: SLAC VME module may arrive in Bordeaux (shipping snafu).
- Next week: Eric G and Dave S in Arizona – install muon telescope; setup VME; Dave training, badge etc. Denis not going because of issues for non-US citizen access to the Factory of the Future (=FoF).
- Goal: leave a working system in place on Friday 17<sup>th</sup>.
- The *real test* during muon runs during CPT after spacecraft installation of C&DH (=Command & Data Handling) hardware & software. Mid-December? January? Not clear yet...