

HPS Physics Reach & Run Plan

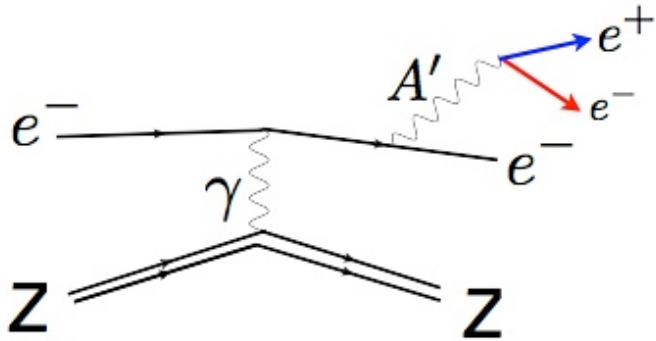
Mathew Graham, SLAC National Accelerator Laboratory
HPS DOE Review
July 11, 2013

A few opening remarks

Goal of this talk: Outline how we obtain the HPS reach in $m(A')$ vs α' parameter space

- All resolutions etc. are from full detector simulation using GEANT4 with beam-background overlay (assume 8ns timing resolution).
- (Try to) Answer questions:
 - Why do we believe our inputs to reach?
 - Compare to test run
 - How will we validate our simulated performance with electron-beam data?

Heavy Photon Production & Decays



Production is analogous to bremsstrahlung:

$$\frac{d\sigma}{dx} \approx \frac{8Z^2\alpha^3\epsilon^2x}{m_{A'}^2} \left(1 + \frac{x^2}{3(1-x)}\right) \mathcal{L}og$$

- prefers $x \sim 1$ (i.e. $E_{A'} = E_{\text{beam}}$)
- small angle emission dominates

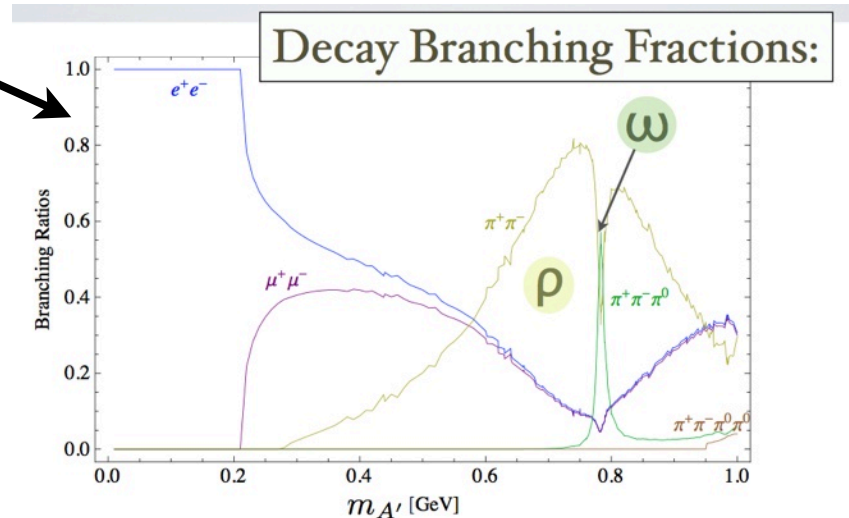
A' **decays** back to charged SM fermions with BFs taken from $R(e^+e^- \rightarrow \text{hadrons}/e^+e^- \rightarrow \mu^+\mu^-)$

The decay length depends on $m_{A'}$ and ϵ :

$$\ell_0 \equiv \gamma c\tau \simeq \frac{3E_1}{N_{\text{eff}}m_{A'}^2\alpha\epsilon^2}$$

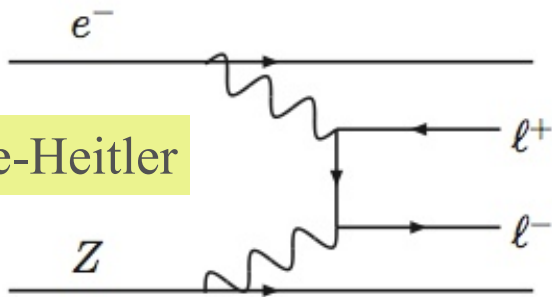
$$\simeq \frac{0.8\text{cm}}{N_{\text{eff}}} \left(\frac{E_0}{10\text{GeV}}\right) \left(\frac{10^{-4}}{\epsilon}\right)^2 \left(\frac{100\text{MeV}}{m_{A'}}\right)^2$$

HPS is sensitive to A's with decays $\sim 5\text{-}100\text{mm}$

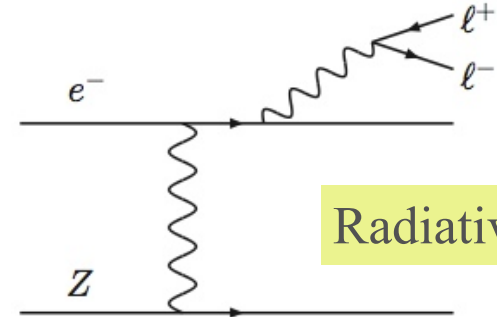


Backgrounds to Heavy Photon Decays

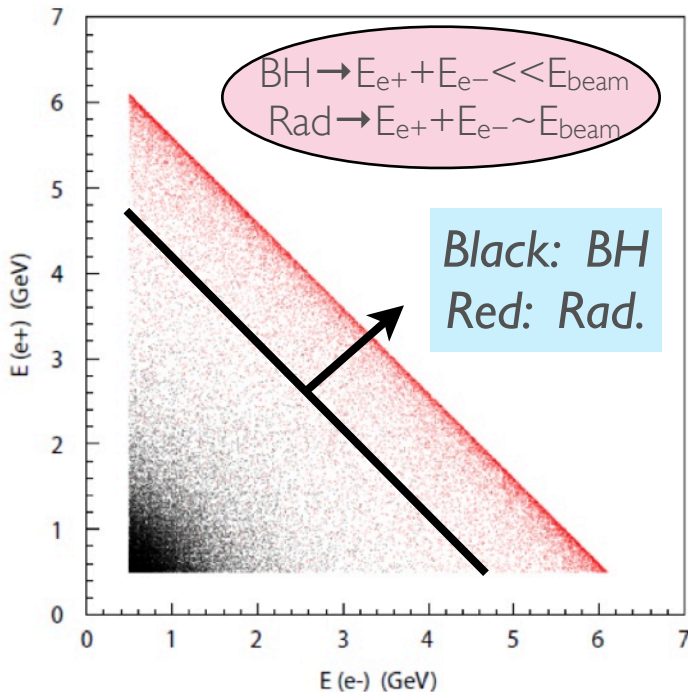
Bethe-Heitler



Two physics backgrounds, collectively known as "tridents"



Radiative

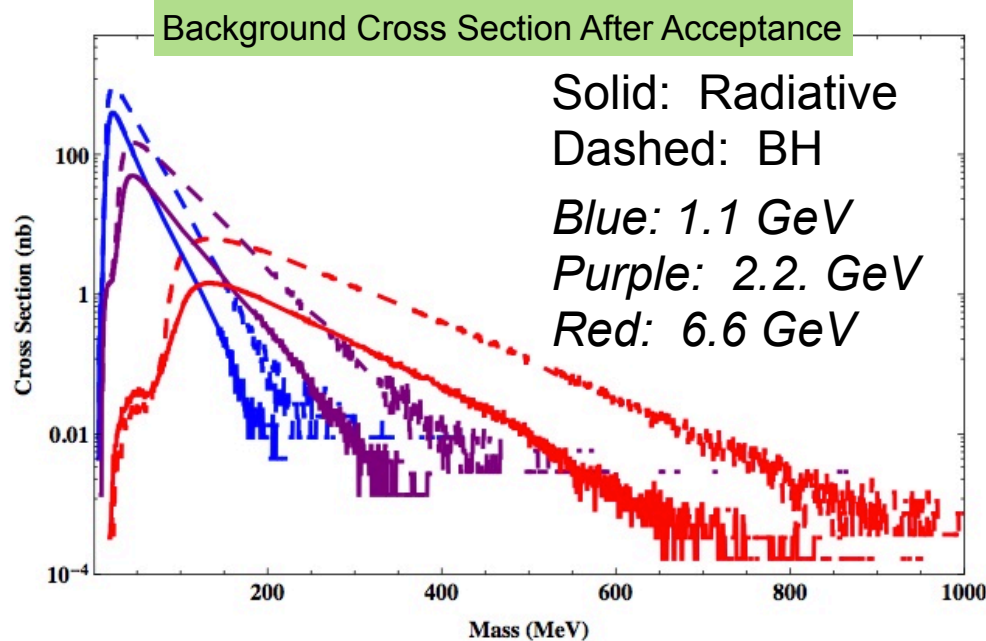


- BH and Radiative cross-sections calculated by MadGraph at NNLO
- BH cross section is huge, but dominated by $E(e^+) + E(e^-) \ll E_{beam}$
 - this background is reducible, but still large ($\sim 2x$ radiative) after $E(e^+) + E(e^-) > 0.8 E_{beam}$
- Radiative tridents have the same kinematics as A' decays...only invariant mass & decay vertex can resolve these two
- All trident events decay promptly!

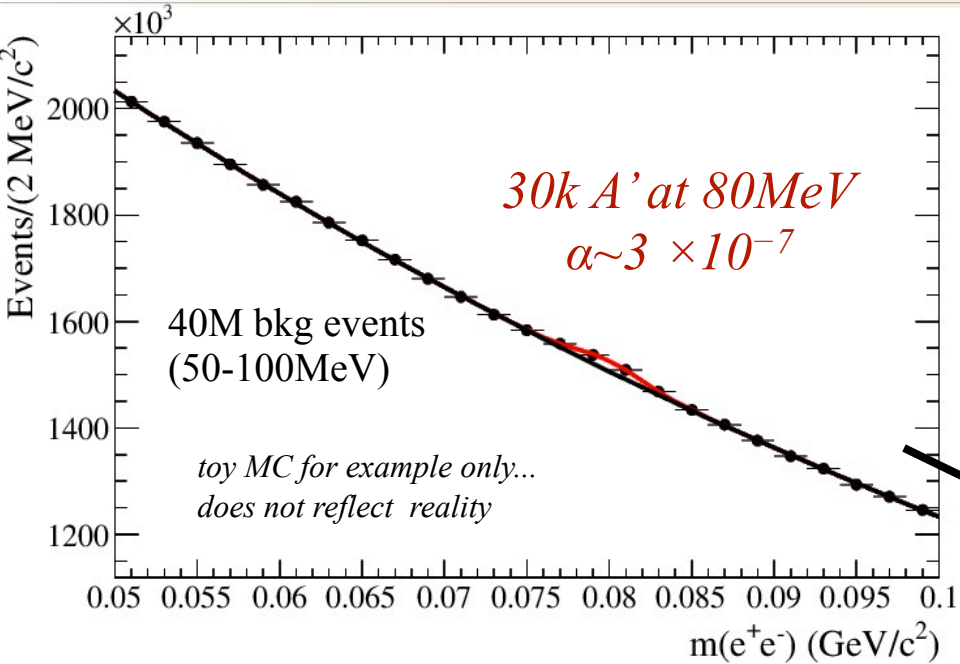
Physics Reach: Radiative & BH Backgrounds

- Background cross sections calculated with MadGraph; acceptance accounted for by running generated events through detector geometry
- Signal rate obtained from radiative rate via earlier equation:

$$\frac{d\sigma(e^-Z \rightarrow e^-Z(A' \rightarrow \ell^+\ell^-))}{d\sigma(e^-Z \rightarrow e^-Z(\gamma^* \rightarrow \ell^+\ell^-))} = \left(\frac{3\pi\epsilon^2}{2N_{\text{eff}}\alpha} \right) \left(\frac{m_{A'}}{\delta m} \right)$$



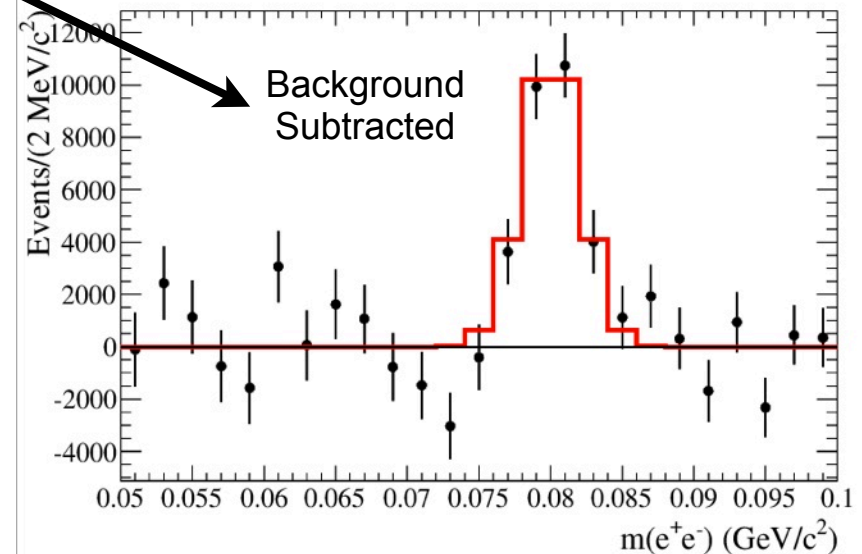
Heavy Photon Signatures



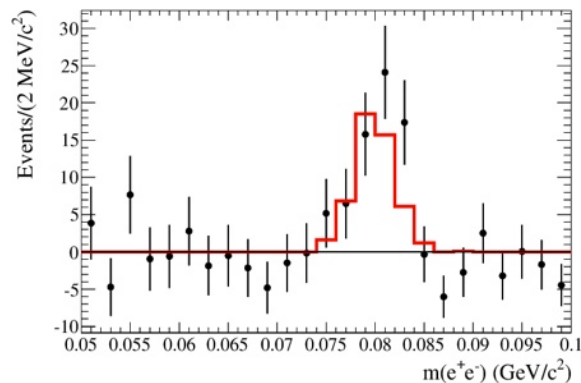
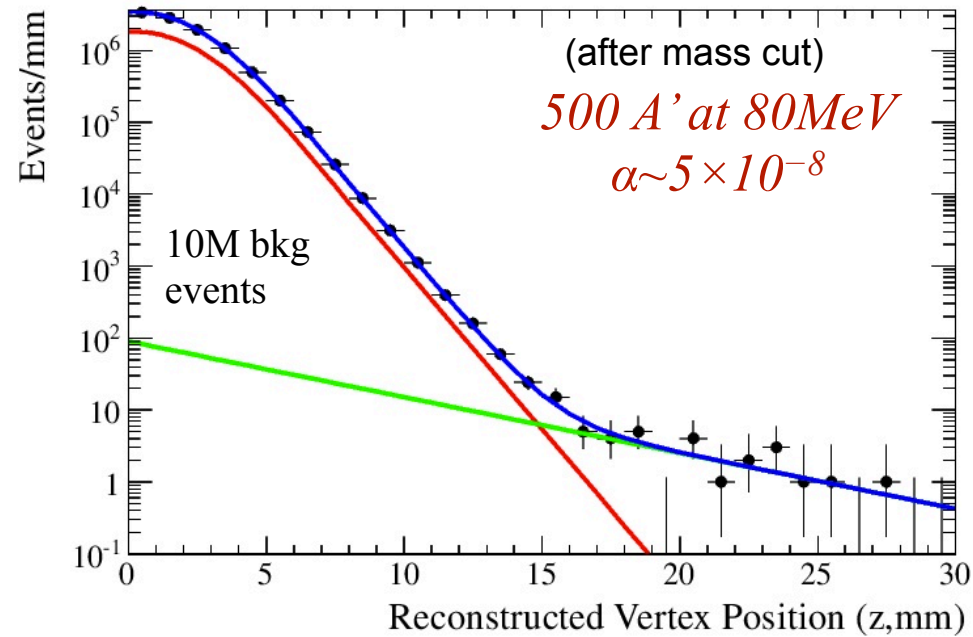
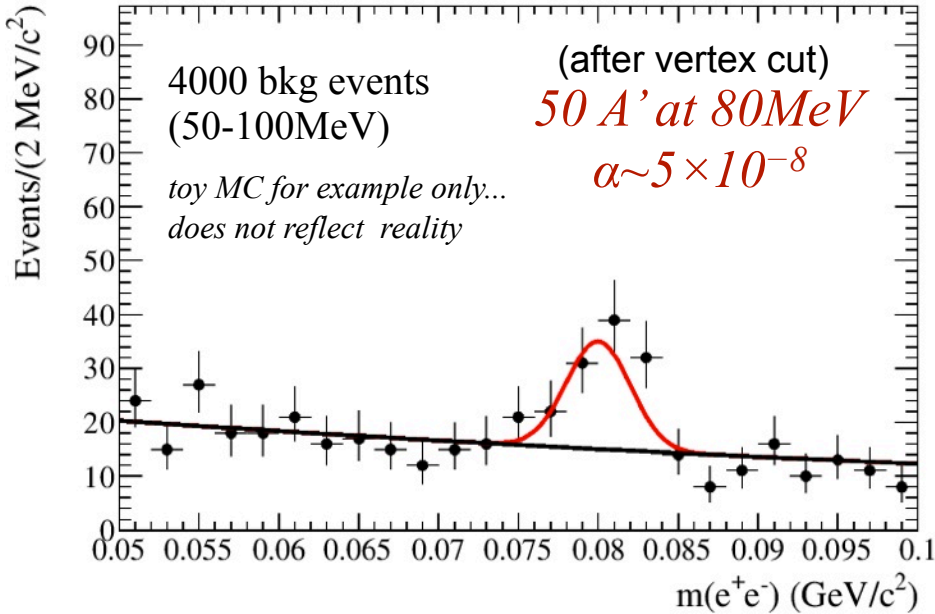
Two types of searches, covering different coupling regions.

Pure bump hunt in m(e⁺e⁻)

→ large coupling region
($\alpha > 10^{-7}$)



Heavy Photon Signatures



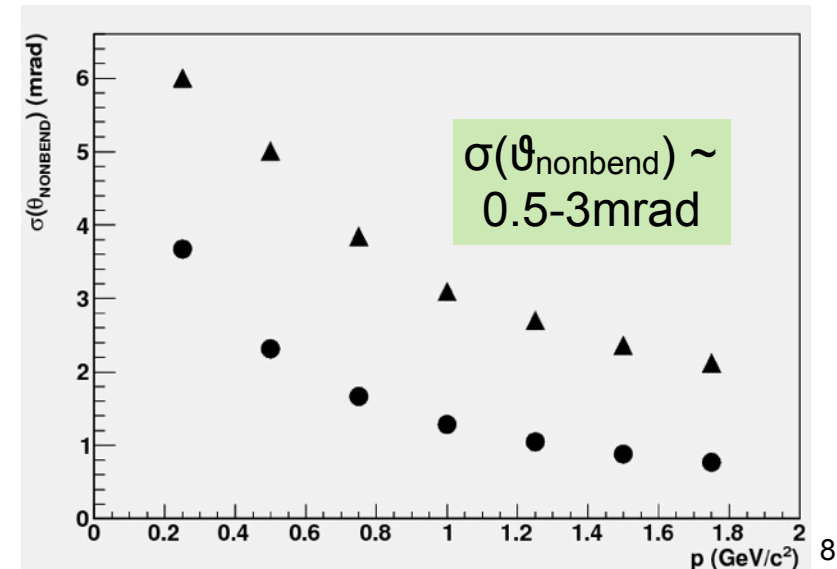
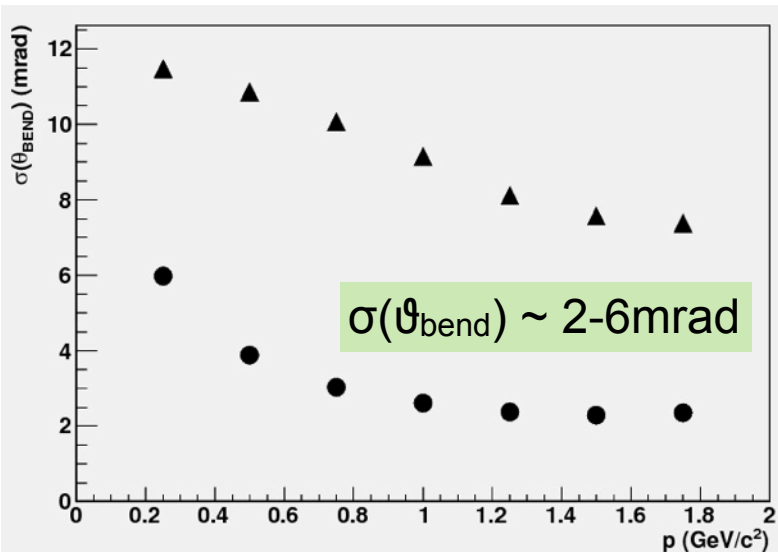
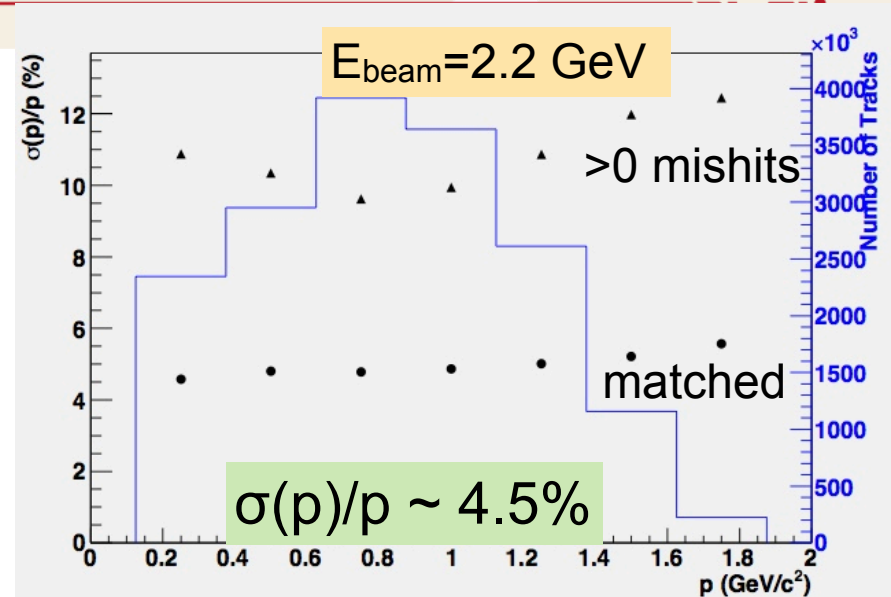
2D search in mass & vertex position (z)
→ small coupling region ($\alpha \sim 10^{-8} - 10^{-10}$)

Mass Resolution: Momentum & Angular Resolution

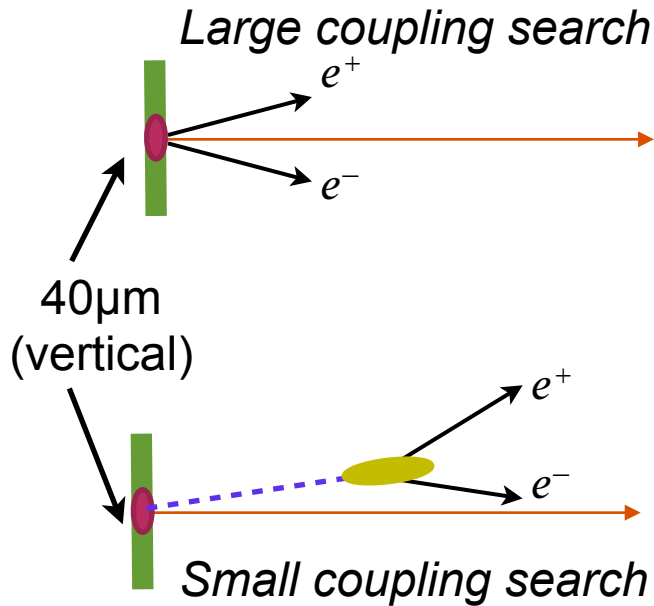
$$M = 2p_{e^+}p_{e^-}(1 - \cos\theta)$$

$$\left(\frac{\Delta M}{M}\right)^2 \sim \left(\frac{\Delta p}{p}\right)^2 + \left(\frac{\Delta\theta}{\theta}\right)^2$$

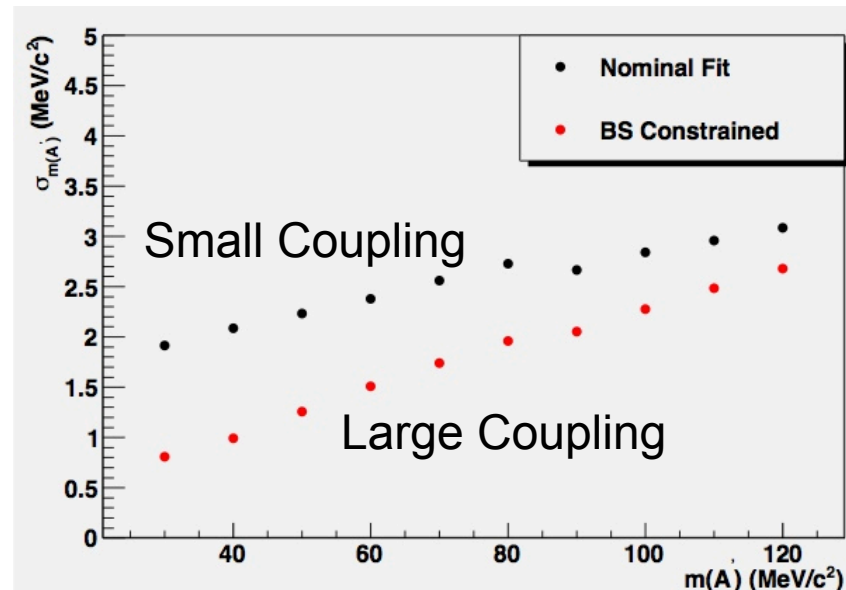
- momentum resolution → material throughout whole tracker & $\int L \times B$
- angular resolution → material in first few layers



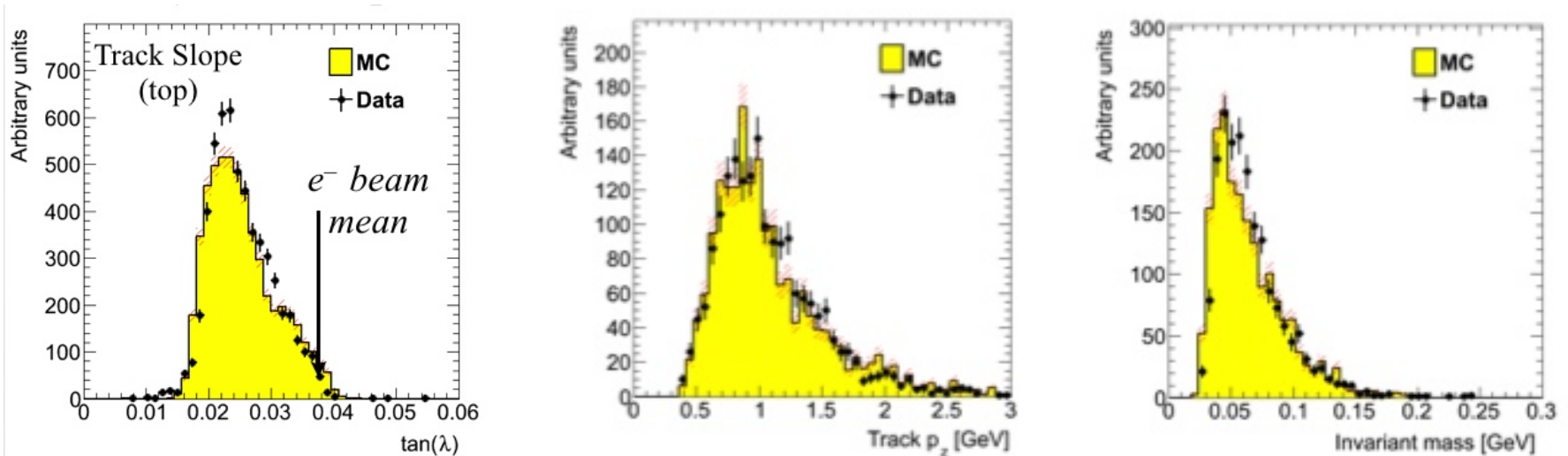
Mass Resolution: Bump-Hunt vs Vertexing



- two types of searches → two kinematic fits → two mass resolutions
 - Large coupling A's decay in the target → constrain the e^+ & e^- to originate from beamspot
 - very good constraint on angles
 - Small coupling A's decay outside of target → point decay products back to target
 - good at removing poorly reconstructed tracks

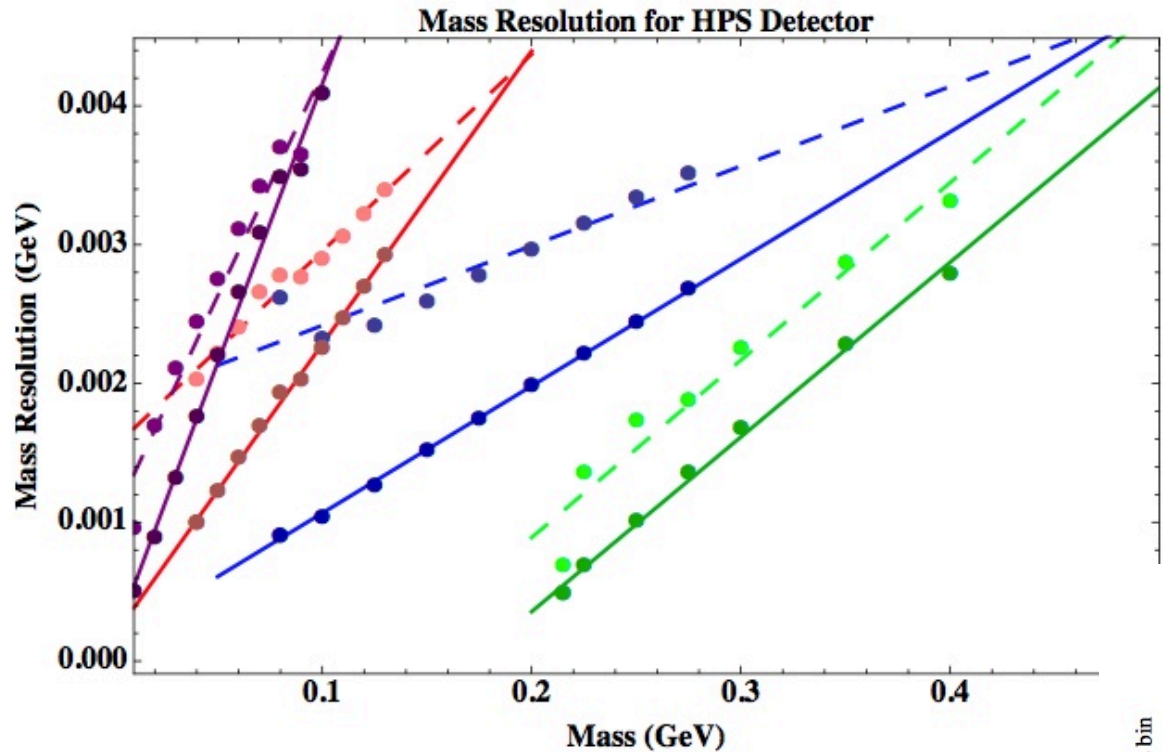


Test Run: Angles, Momentum, and Mass



- No direct checks of momentum or angular resolution from test run
 - best we can do is compare MC with data
 - we can do is compare the e^+e^- pairs we observed with simulation
- Reasonably good agreement in track direction, momentum, and pair invariant mass
- For full run we can calibrate on:
 - fully reconstructed tridents (recoil nucleus carries very little energy)
 - MS beam electrons
 - bootstrap from the ECAL

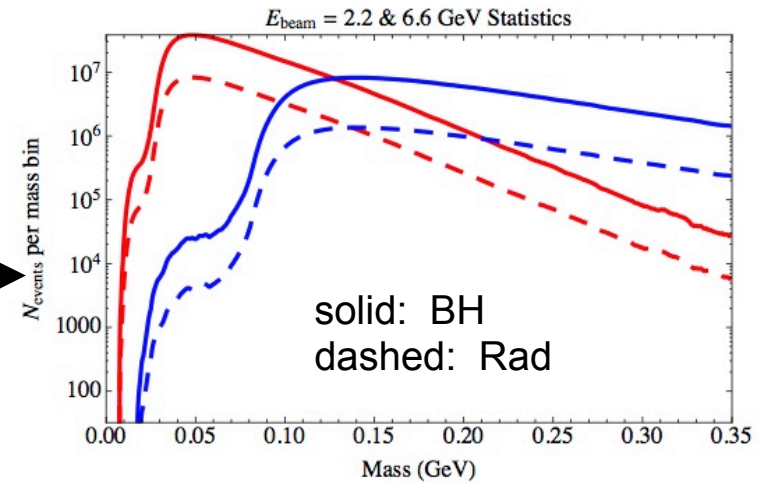
Physics Reach: Mass Resolution



Lighter: resolution for vertexing reach
 Darker: resolution for bump-hunt-only reach

Purple: 1.1 GeV
 Red: 2.2 GeV
 Blue: 6.6 GeV (electrons)
 Green: 6.6 GeV (muons)

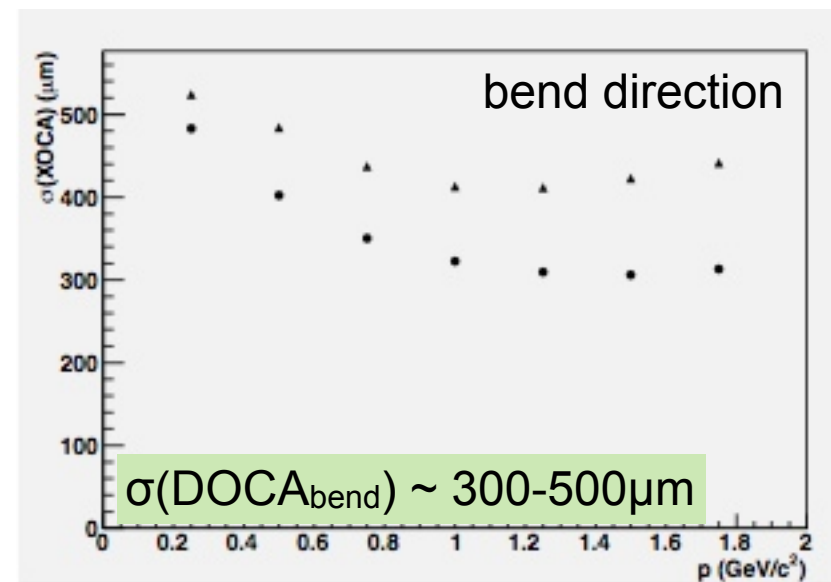
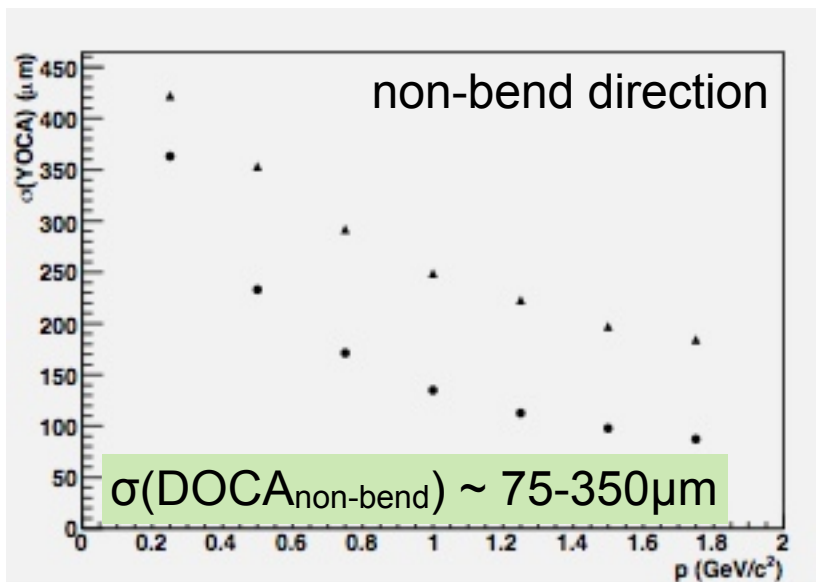
of events (in expected run)/mass bin
 mass bin == 2.5σ



solid: BH
 dashed: Rad

Vertex Resolution: Position Resolutions

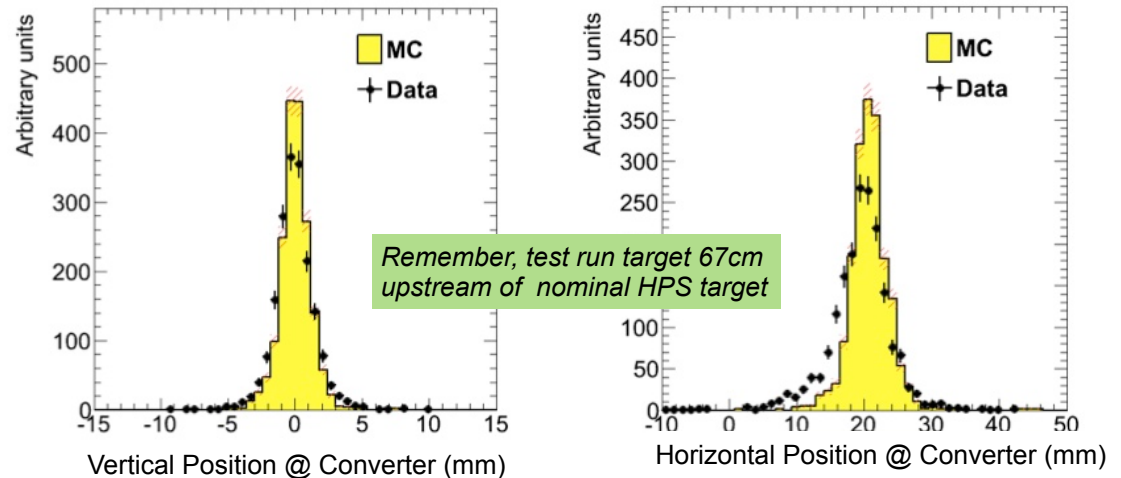
- For small coupling region, remove trident background by selecting A' decays displaced from the target
 - On a per-track basis, the vertex resolution depends on how well we know the trajectory of the track near the decay vertex (of course, related to angular resolution)
 - Better resolution in non-bend vs bend due to the orientation of strips
 - Only need narrow beam in non-bend direction



Resolution: Test Run & Alignment

Vertical and horizontal positions at target

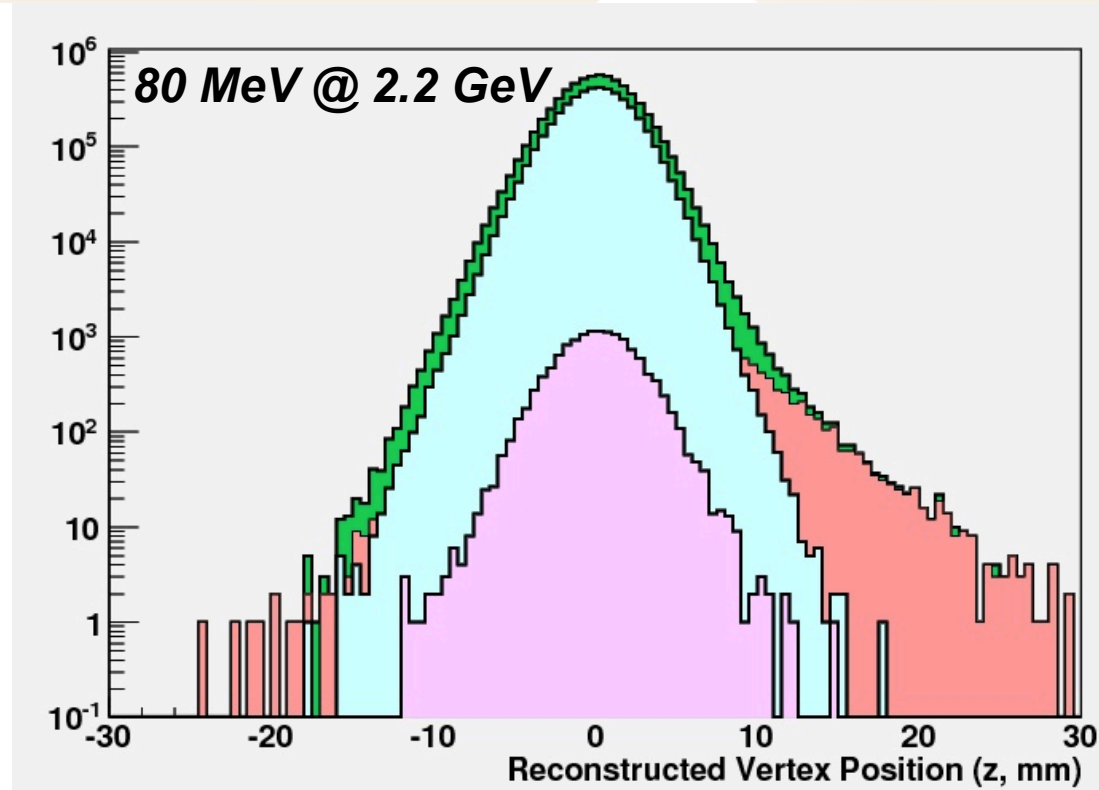
- from test run, we've performed global alignment using pairs
- no track-based alignment done yet...expect this is the difference seen between MC and data resolutions



- For the electron run:
 - ~billions of electrons to perform track-based alignment
 - ~hundred millions of e^+e^- pairs from tridents
 - ~millions triplets with known kinematics
- will give us plenty of events to perform needed alignment calibrations

Vertex Resolution

- Vertex position of e^+e^- pairs is determined
- dark green: “reasonable” cuts ... e.g. track χ^2 , vertex χ^2 etc
- dark red: >0 hits not matched to the true e^+ or e^- ; “mishits”
- light green: all pairs after isolation cut
- light red: mishits after isolation cut



Vertex Resolution

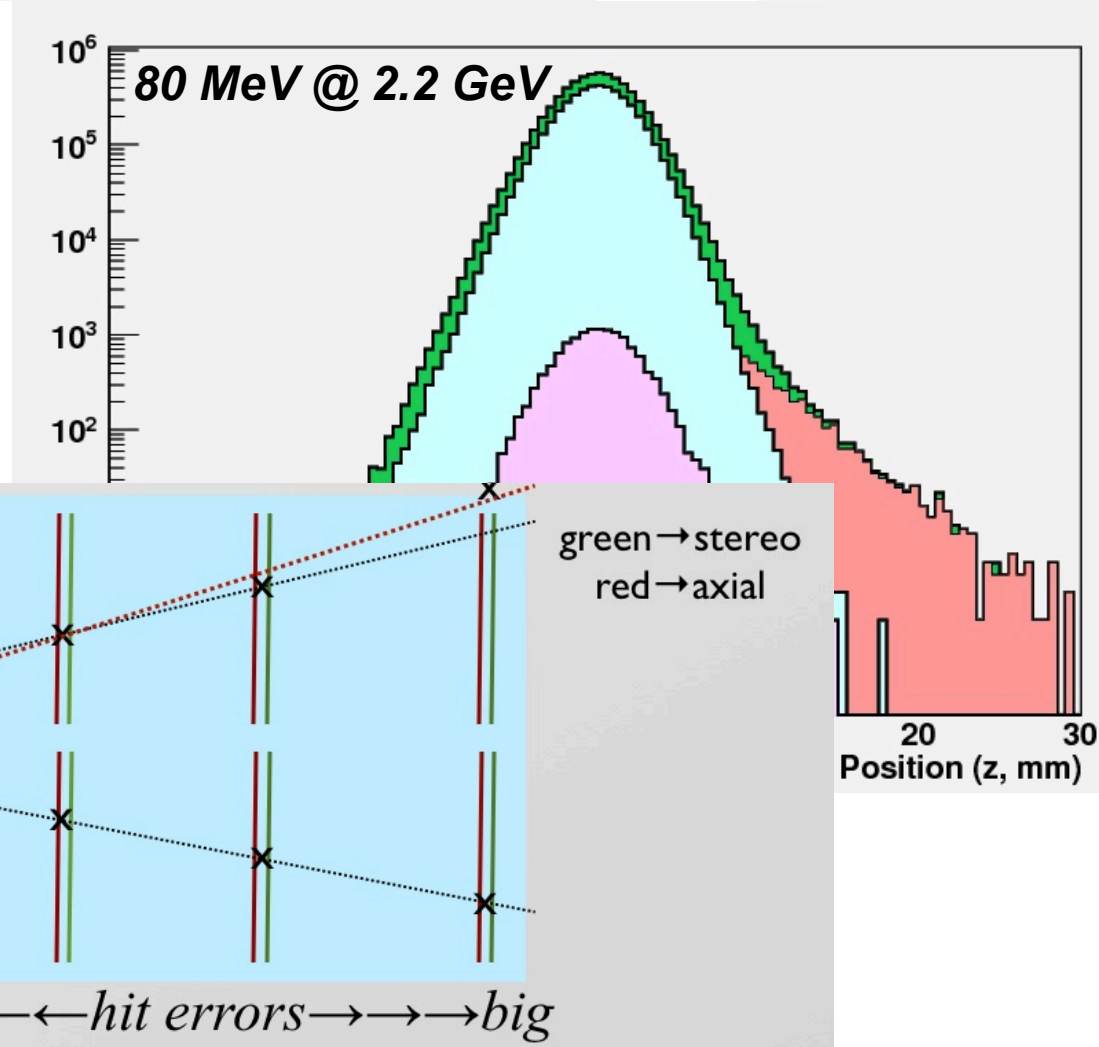
- Vertex position of e^+e^- pairs is determined

- dark green: “reasonable” cuts ... e.g. track χ^2 , vertex χ^2 etc

- dark red: >0 hits not matched to the true e^+ or e^- ; “mishits”

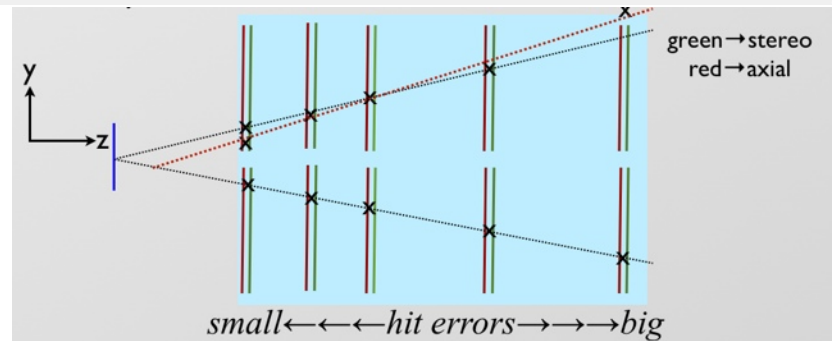
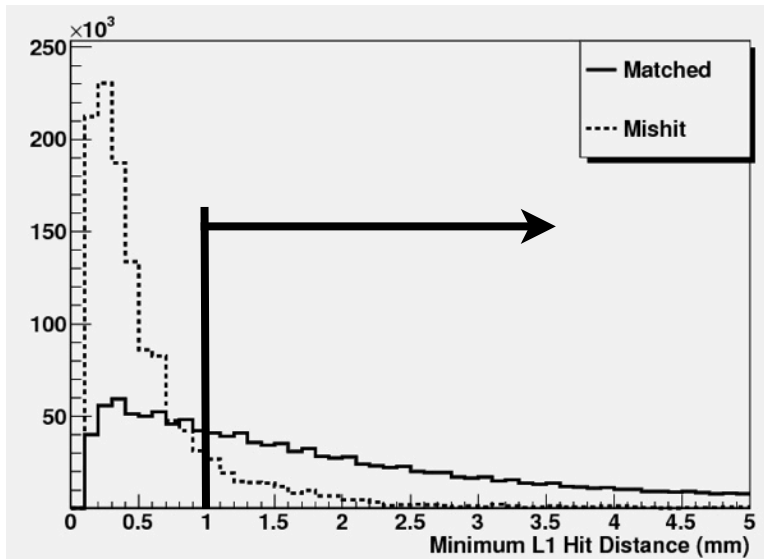
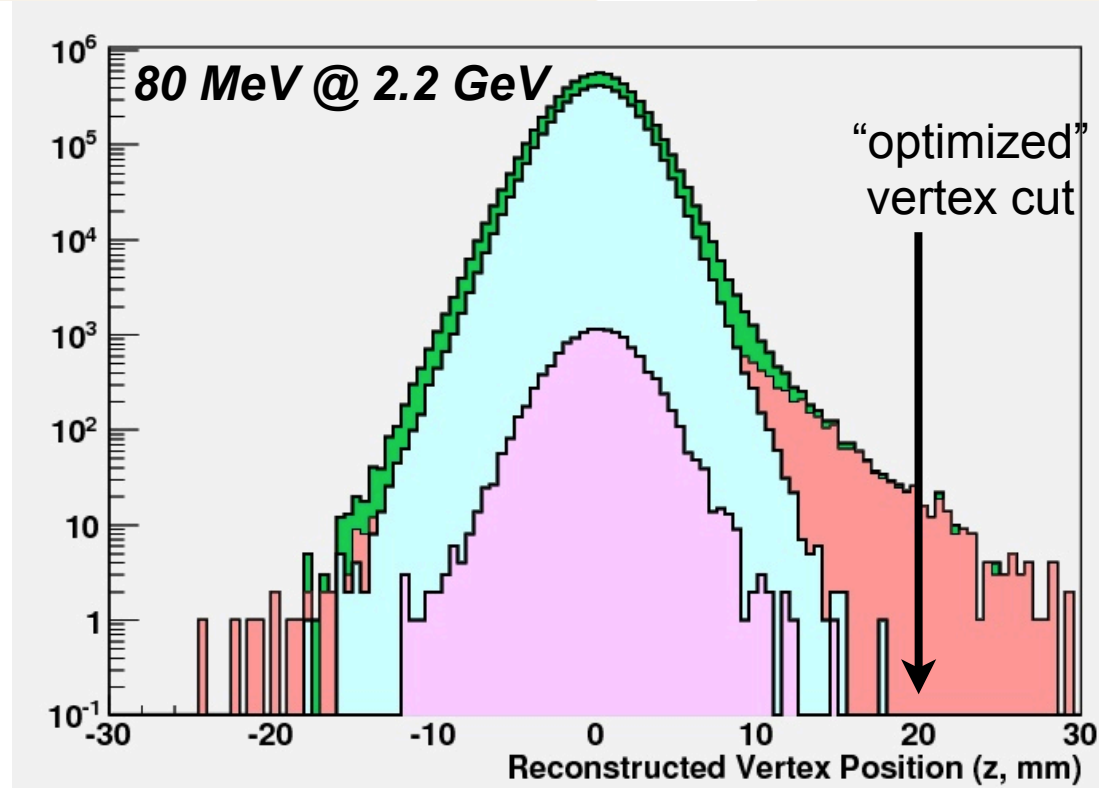
- light green: all pairs after isolation cut

- light red: mishits after isolation cut

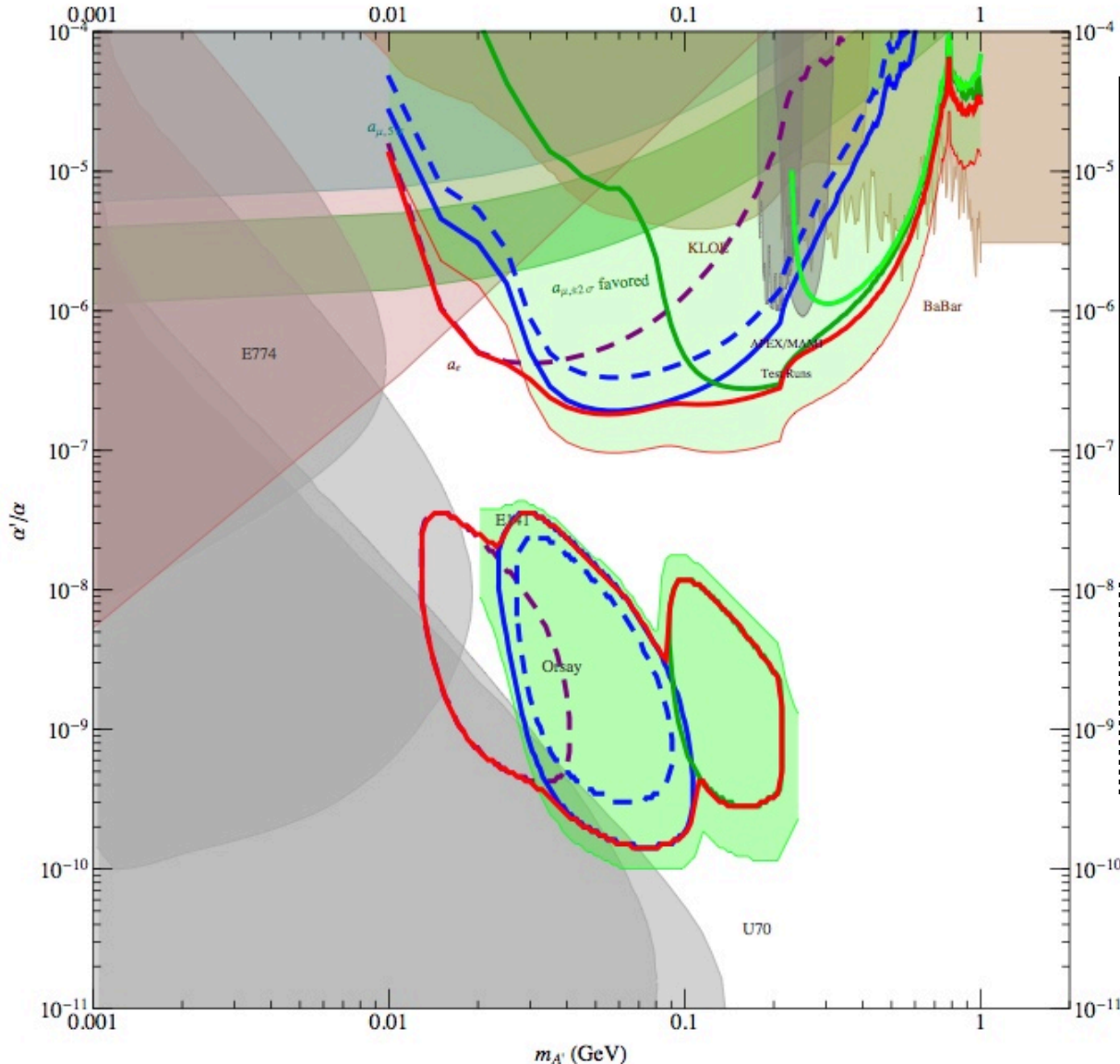


Vertex Resolution

- Vertex position of e^+e^- pairs is determined
- dark green: “reasonable” cuts ... e.g. track χ^2 , vertex χ^2 etc
- dark red: >0 hits not matched to the true e^+ or e^- ; “mishits”
- light green: all pairs after isolation cut
- light red: mishits after isolation cut



Physics Reach & Run Plan



Commissioning Run (dashed):

1 week with 50nA @ 1.1 GeV
1 week with 200nA @ 2.2 GeV

Production Run (solid):

2 weeks with 200nA @ 2.2 GeV
2 weeks with 450nA @ 6.6 GeV

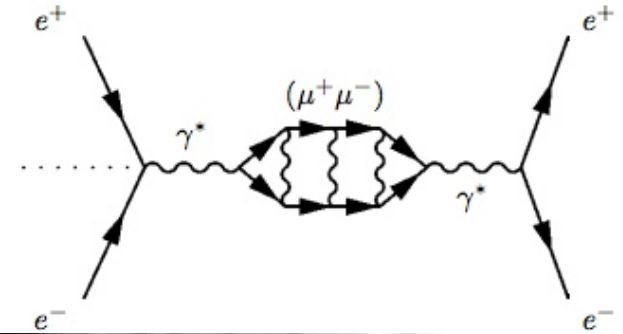
Shaded green:

3 months with 200nA @ 2.2 GeV
3 months with 450nA @ 6.6 GeV

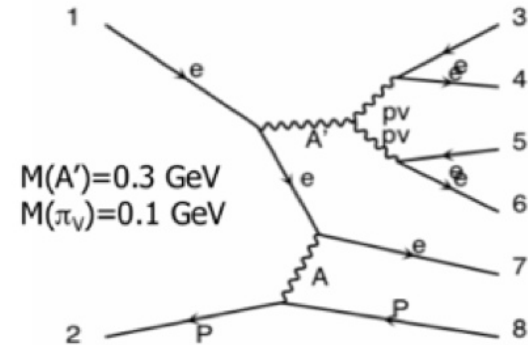
time given is beam time 17

Other Physics Topics with HPS Detector

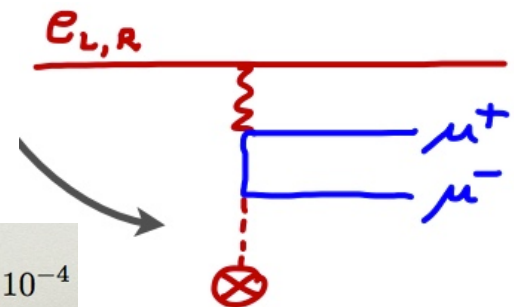
- true muonium: $\mu^+\mu^-$ bound state
- same signature as an A' at di-muon mass
- expect 10-20 accepted events (after vertex cut \rightarrow no background)



- non-abelian or “higgsed” dark sector could give rise to events with many leptons in final state
- high multiplicity events with many mass peaks



- according to Pospelov et al., MeV-scale force carrier could explain muonic Hydrogen anomaly...could also induce polarization-dependent muon-trident rate

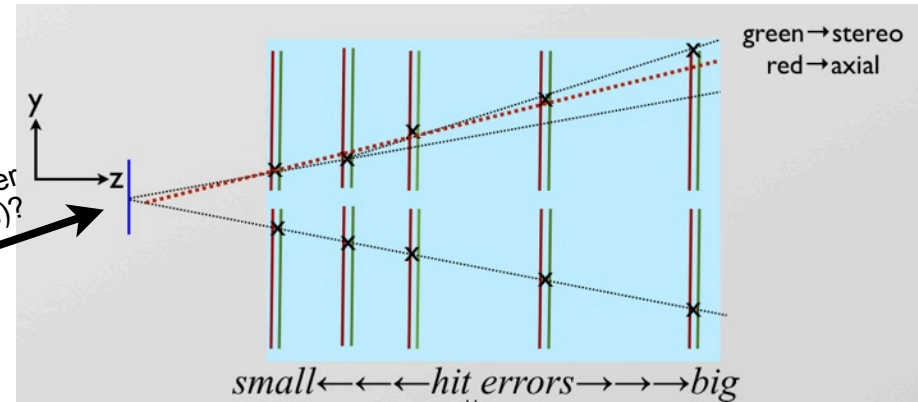
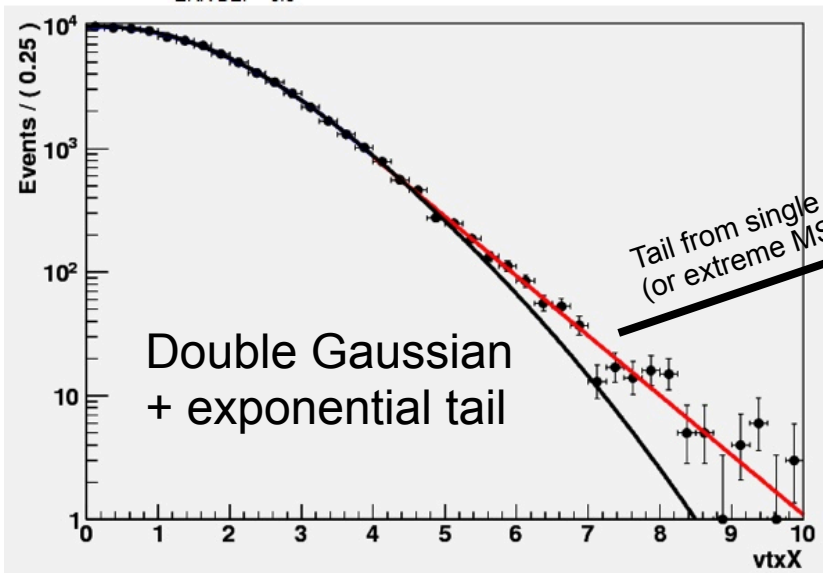


$$\delta = \frac{A_L(\mu^+\mu^-) - A_R(\mu^+\mu^-)}{A_L(\mu^+\mu^-) + A_R(\mu^+\mu^-)} \sim 10^{-3} - 10^{-4}$$

HPS will search an interesting and unique region of heavy photon parameter space

- We've calculated our expected reach using a full, realistic detector simulation
- To the extent possible, the test run verified our expected performance
- The key performance parameters can all be verified using electron data
 - the background rates and vertex resolution can be taken directly from sideband data
- Still room for improvements from simple (improved data analysis) to easy (lighter targets at 11 GeV) to more advanced (muon detector, pion ID)

Vertex Resolution: Closer Look



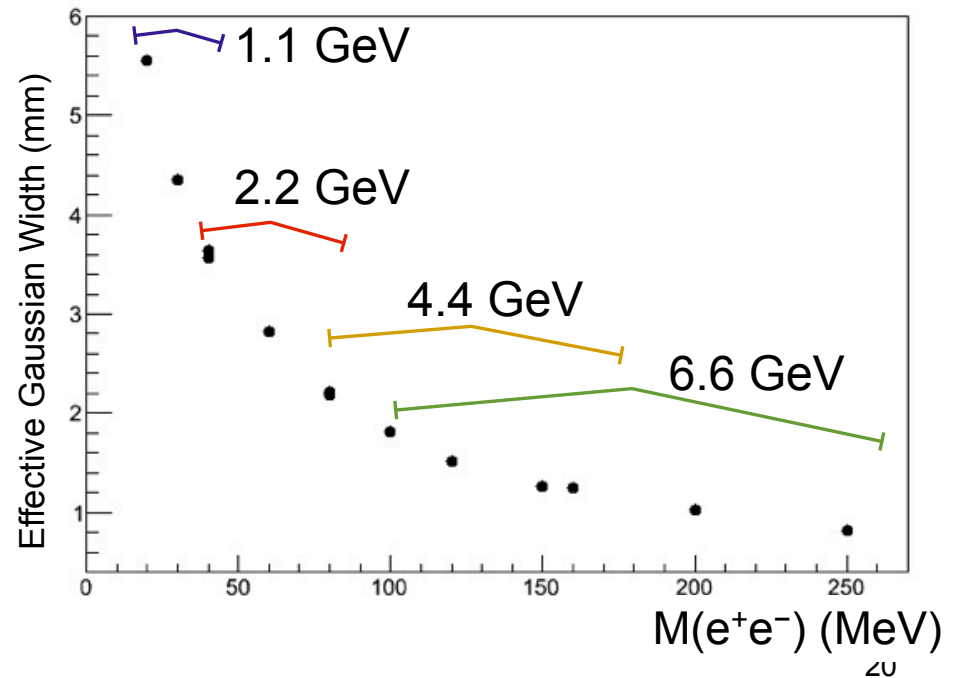
Vertex resolution should be:

$$\Delta z \sim 2\Delta\theta_{track}/\theta_{open} \times L$$

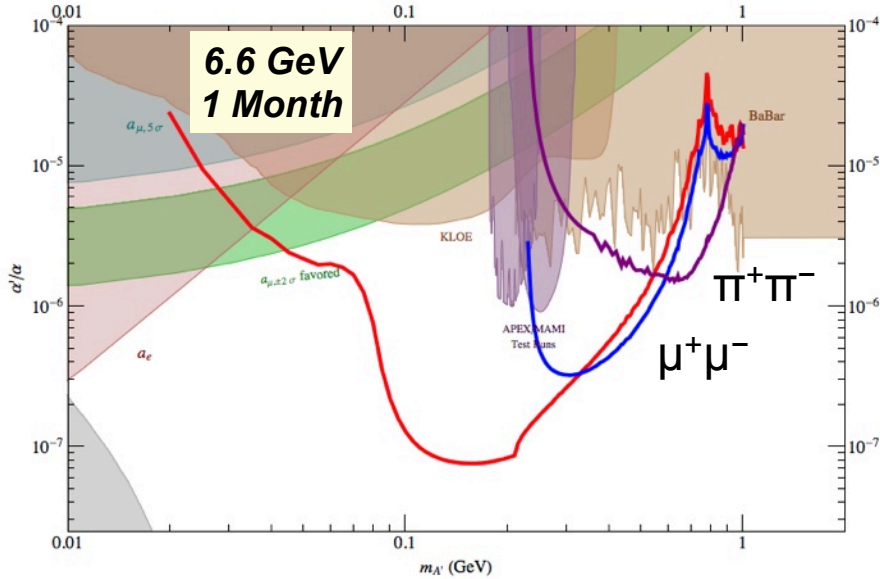
...so mass/energy scaling should go as:

$$\Delta z(m, E) \sim (1/E) \times (E/m) \sim (1/m)$$

The tail also scales (roughly) with mass.

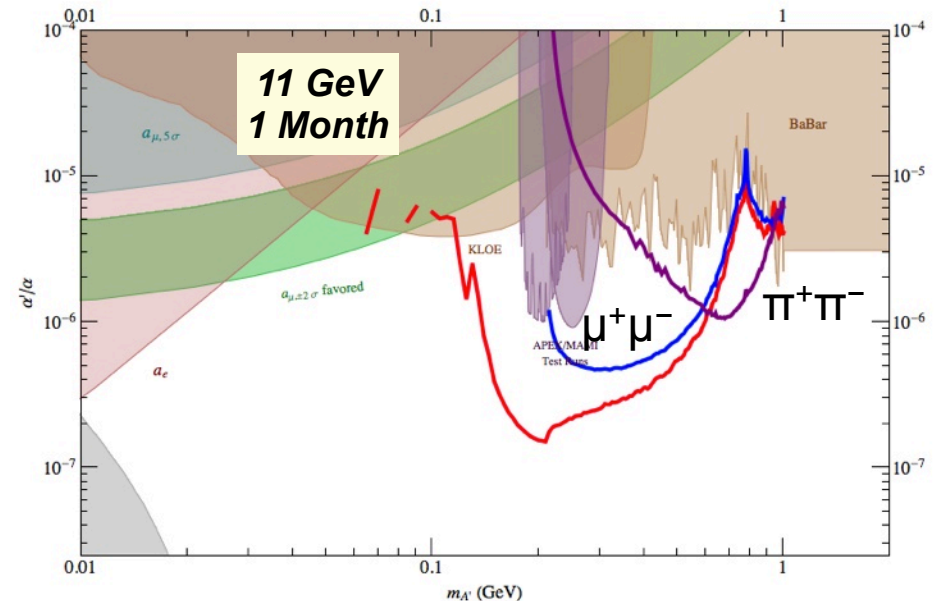


Physics Reach: Further Improvements



The “cliff” that occurs at ~ 300 MeV @ 6.6 GeV is mostly due to acceptance

...however, even at 11 GeV (and accounting for di-muon/di-pion events) there is still a steep fall > 500 MeV due to loss of coherence \rightarrow can be improved by using lower Z target



Physics Reach: Vertex Displacement Cut

- For the reach calculation, make vertex displacement cut where # of background events < 0.5
 - For a real data analysis, we will be more sophisticated

Blue: displacement cut; Red: $\gamma\tau$ for $\alpha=10^{-8}$

