

Beam Test Data Analysis

Hit Multiplicity in PS Gamma runs

**Monica Brigida
INFN and Bari University**

Data Samples

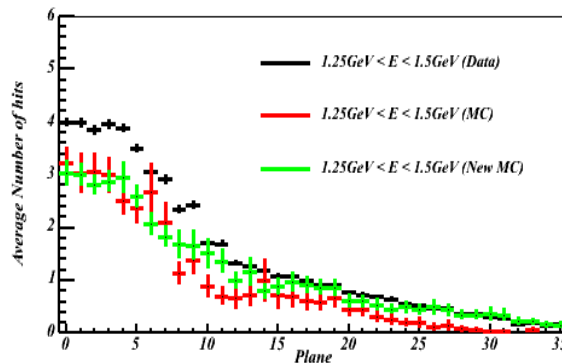
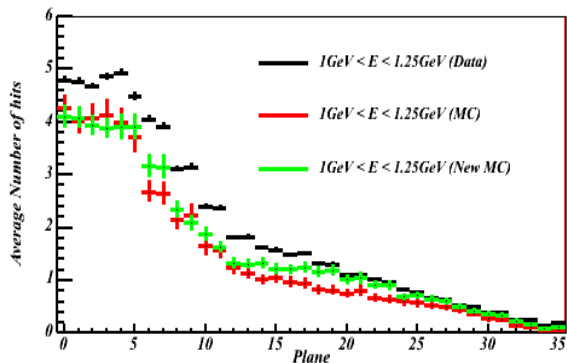
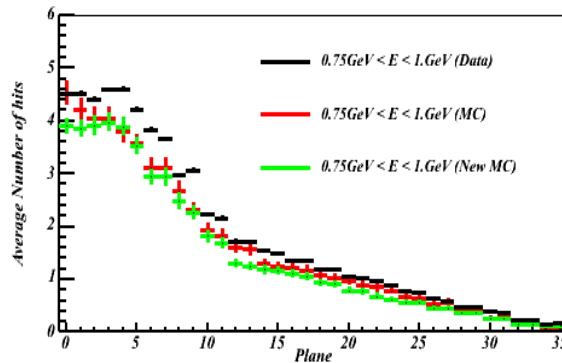
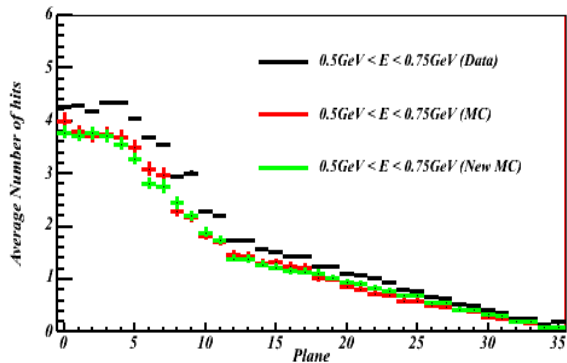
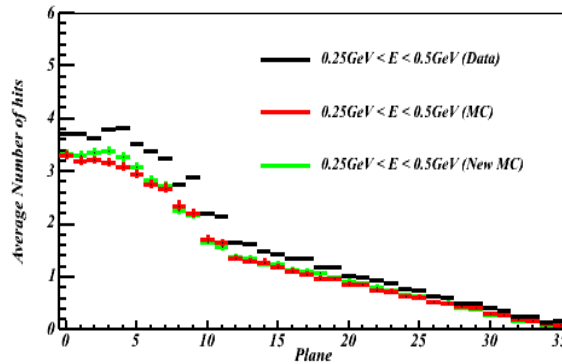
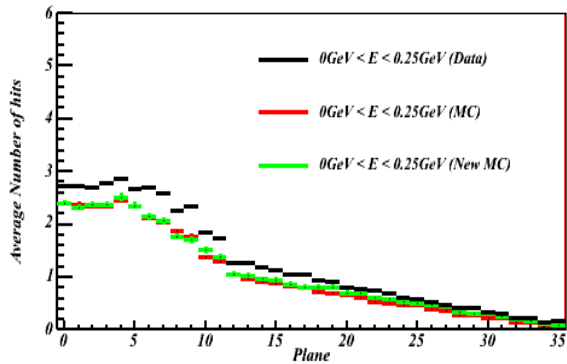
- **Data from SVAC & MERIT n-tuples (v1r030603p9)**
- **Gamma runs (tagged)**
 - **Cuts:**
 - Vertex ==1**
 - CalEneSum > 0**
 - Tkr1LastLayer == 0**
 - TAG_NUM_CLUSTER_LAYER ==1(First two SSDs)**

Data Samples

PS tagged photons @ 0 degree TWR 3

<i>Momentum (GeV)</i>	<i>Data Runs</i>	<i>MC (same TWR 2) BTRv4r0909p8/ Beamtest06 v5r3p5</i>	<i>New MC BTRv6r0919p1</i>
0.5	1597-1598- 1604->1606	150	BT-1597
1	1533-1536	147	BT-1533
1.5	1555->1558	144	BT-1555
2.5	1439	141	BT-1439

Hit Multiplicity @ 0 degree (Twr 3)



Hit Multiplicity layer by layer for tagged gamma runs and MC comparison in different energy bins

Conclusions

- **Hit Multiplicity layer by layer for full Breems gamma has been also made**
- **Data-MC discrepancies for gamma runs are still there**