

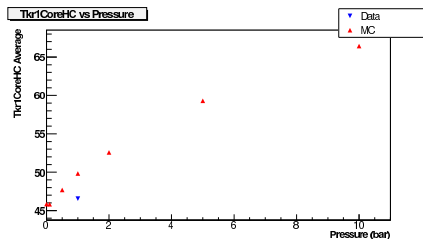
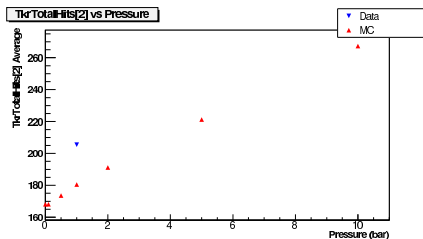
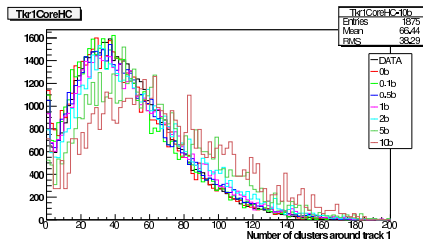
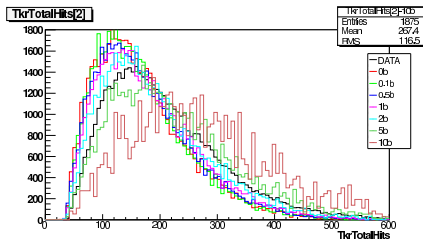
Pressure scan

Few results for run 2082

EVO BT meeting

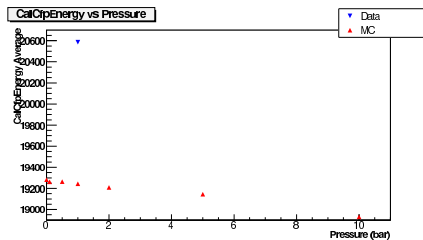
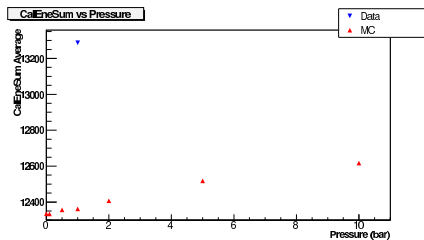
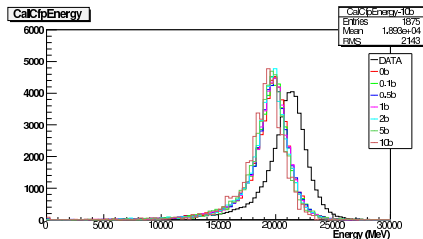
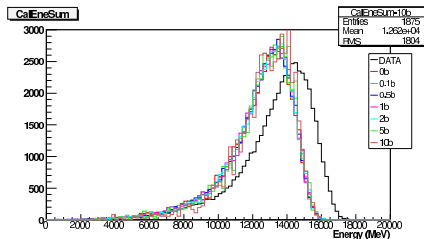
24th October 2007

Tkr Hits and Clusters



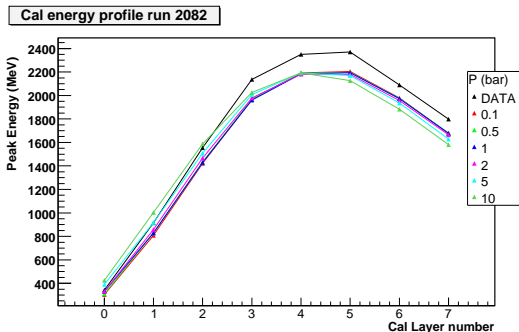
Cut: $TkrNumTracks > 0 \&\& CalEneSum > 500 \&\& CalEneSum < 20000$

Cal Energy



Cut: TkrNumTracks>0&&CalEneSum>500&&CalEneSum<20000

Cal Energy Profile



Cut: TkrNumTracks>0&&CalEnergyRaw>500

Conclusions

- No big unexpected effects
- Adding X_0 doesn't fix Cal problem: the shape is different!
- No indication that we should change the nominal 1 bar pressure for MC–Data comparison