

Agreement Matrix stating the percentual discrepancy between Data-v6r0922p4 and GLAST-v7r1117p1 for the mean of the distributions.

Runs Matrix	0°	10°	20°	30°
1.0 GeV	1259	N/A	N/A	N/A
2.5 GeV	1433	N/A	N/A	N/A
5.0 GeV	1460	N/A	N/A	N/A
10.0 GeV	2338	N/A	N/A	N/A
20.0 GeV	2082	2087	2092	2096
50.0 GeV	2039	2044	2050	2054
100.0 GeV	1981	1988	1993	1999
200.0 GeV	1911	1892	1898	1902
300.0 GeV	1922	1932	1938	1942

Table 1: Runs Matrix with links to runs report

CTBBestEnergy	0°	10°	20°	30°
1.0 GeV	3.2	N/A	N/A	N/A
2.5 GeV	0.9	N/A	N/A	N/A
5.0 GeV	-3.4	N/A	N/A	N/A
10.0 GeV	-5.0	N/A	N/A	N/A
20.0 GeV	-4.1	-3.4	-2.7	-3.1
50.0 GeV	-6.3	-5.3	-5.1	-3.1
100.0 GeV	-7.1	-6.8	-5.4	-4.5
200.0 GeV	-7.7	-2.2	-7.5	-6.4
300.0 GeV	3.7	2.4	-1.0	-2.4

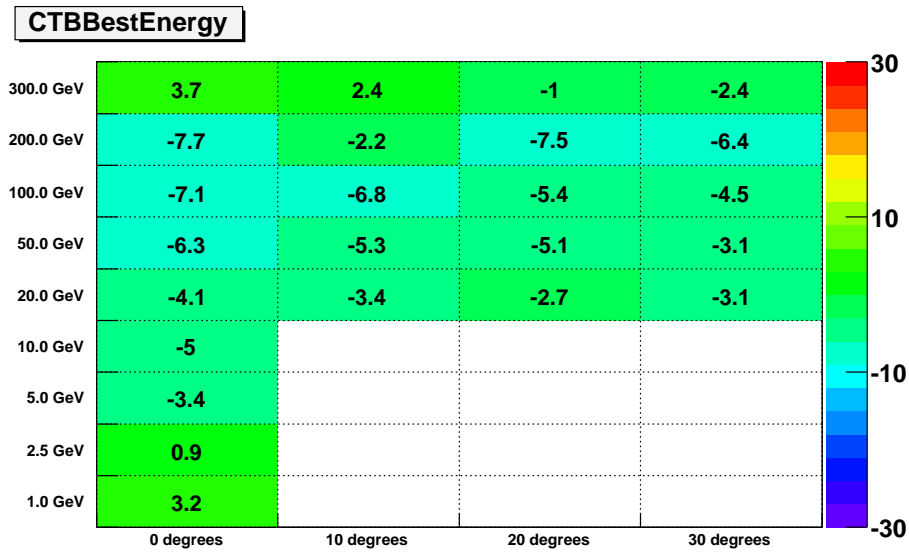


Figure 1: Agreement Matrix for CTBBestEnergy

CTBCORE	0°	10°	20°	30°
1.0 GeV	7.6	N/A	N/A	N/A
2.5 GeV	6.4	N/A	N/A	N/A
5.0 GeV	5.4	N/A	N/A	N/A
10.0 GeV	0.3	N/A	N/A	N/A
20.0 GeV	2.6	1.4	2.2	-0.0
50.0 GeV	-1.7	1.2	2.3	5.2
100.0 GeV	-1.6	1.8	5.8	6.3
200.0 GeV	-0.3	4.5	9.6	11.5
300.0 GeV	5.4	8.6	15.3	16.2

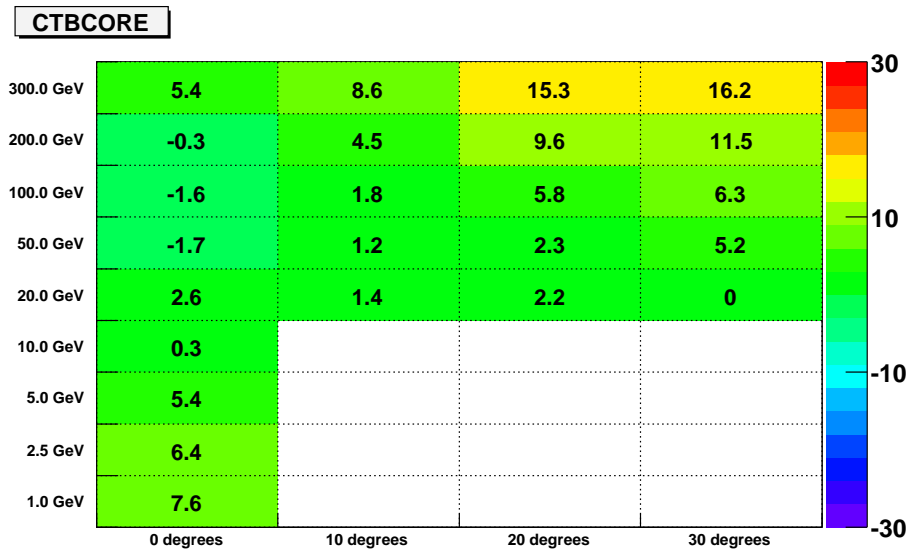


Figure 2: Agreement Matrix for CTBCORE

CTBCalDocaAngle	0°	10°	20°	30°
1.0 GeV	-15.0	N/A	N/A	N/A
2.5 GeV	-34.9	N/A	N/A	N/A
5.0 GeV	-31.2	N/A	N/A	N/A
10.0 GeV	-15.5	N/A	N/A	N/A
20.0 GeV	-24.9	-10.4	-12.1	-21.1
50.0 GeV	-45.8	-27.0	-14.5	-32.2
100.0 GeV	-55.5	-31.9	-28.4	-34.8
200.0 GeV	-44.6	-55.2	-35.5	-30.7
300.0 GeV	-51.6	-54.3	-52.9	-28.6

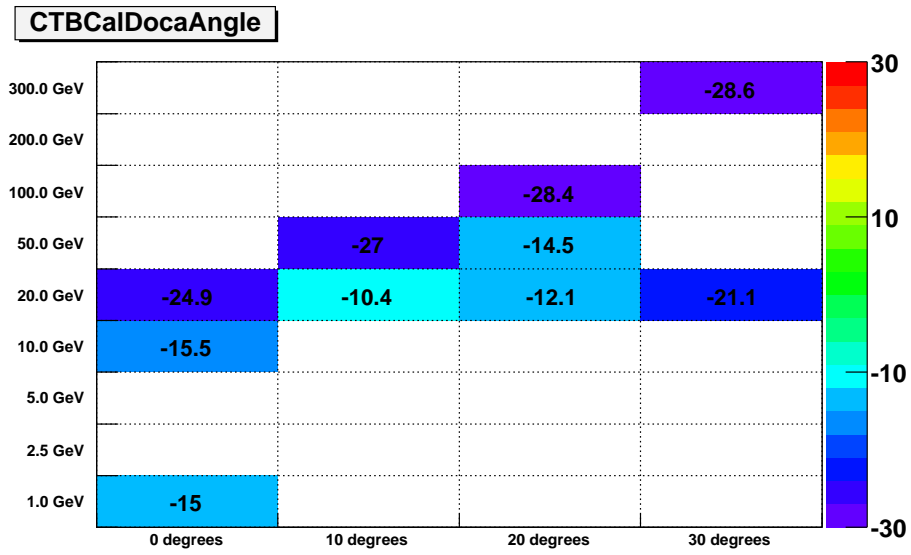


Figure 3: Agreement Matrix for CTBCalDocaAngle

CTBCalMaxXtalRatio	0°	10°	20°	30°
1.0 GeV	-1.6	N/A	N/A	N/A
2.5 GeV	-1.6	N/A	N/A	N/A
5.0 GeV	1.5	N/A	N/A	N/A
10.0 GeV	-0.3	N/A	N/A	N/A
20.0 GeV	-1.1	0.5	-0.5	0.5
50.0 GeV	1.4	0.6	0.4	-2.2
100.0 GeV	1.7	0.2	-0.1	-2.5
200.0 GeV	5.0	1.6	3.5	0.8
300.0 GeV	6.5	1.6	2.0	1.6

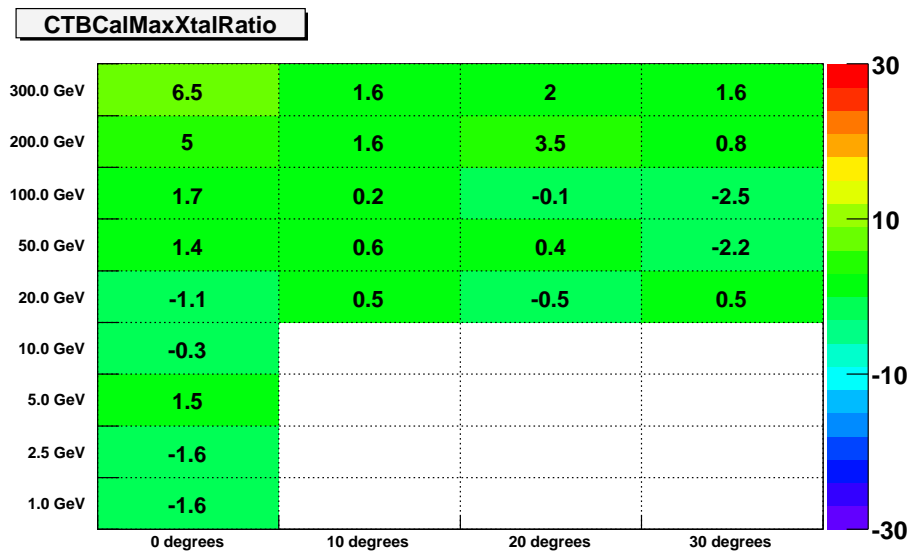


Figure 4: Agreement Matrix for CTBCalMaxXtalRatio

CTBCalTransTCCD	0°	10°	20°	30°
1.0 GeV	-19.3	N/A	N/A	N/A
2.5 GeV	-29.3	N/A	N/A	N/A
5.0 GeV	-23.0	N/A	N/A	N/A
10.0 GeV	-15.5	N/A	N/A	N/A
20.0 GeV	-24.6	-27.0	-17.1	-14.9
50.0 GeV	-37.5	-34.8	-14.9	-25.9
100.0 GeV	-42.6	-39.7	-16.7	-20.2
200.0 GeV	-11.3	-17.8	-12.0	-4.0
300.0 GeV	-15.3	-8.6	-12.9	2.3

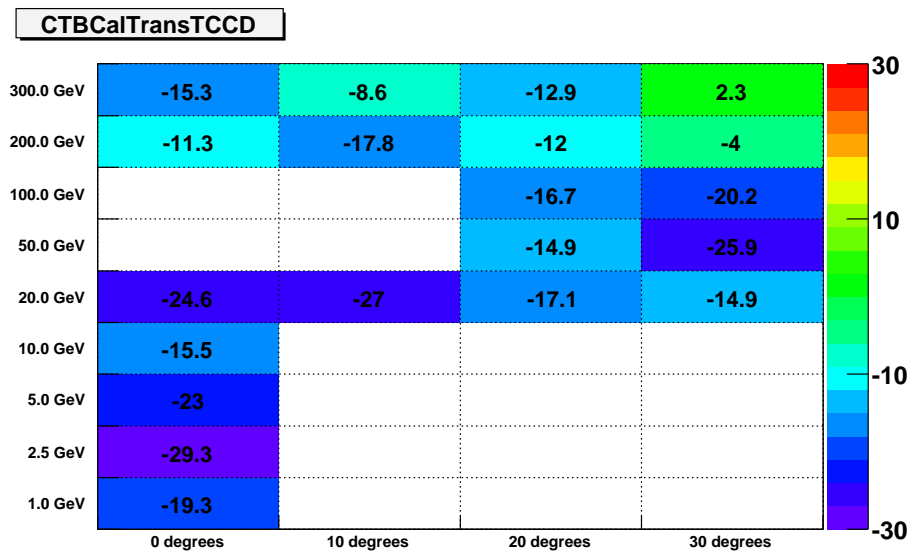


Figure 5: Agreement Matrix for CTBCalTransTCCD

CTBDiffCalDOCACalXtalRms	0°	10°	20°	30°
1.0 GeV	-22.4	N/A	N/A	N/A
2.5 GeV	-20.2	N/A	N/A	N/A
5.0 GeV	-16.9	N/A	N/A	N/A
10.0 GeV	-8.2	N/A	N/A	N/A
20.0 GeV	-10.4	-8.9	-9.3	-9.5
50.0 GeV	-11.4	-8.3	-9.1	-10.0
100.0 GeV	-13.9	-7.3	-7.5	-6.1
200.0 GeV	-20.5	-6.0	-6.5	-4.2
300.0 GeV	-17.0	-9.5	-10.1	-10.5

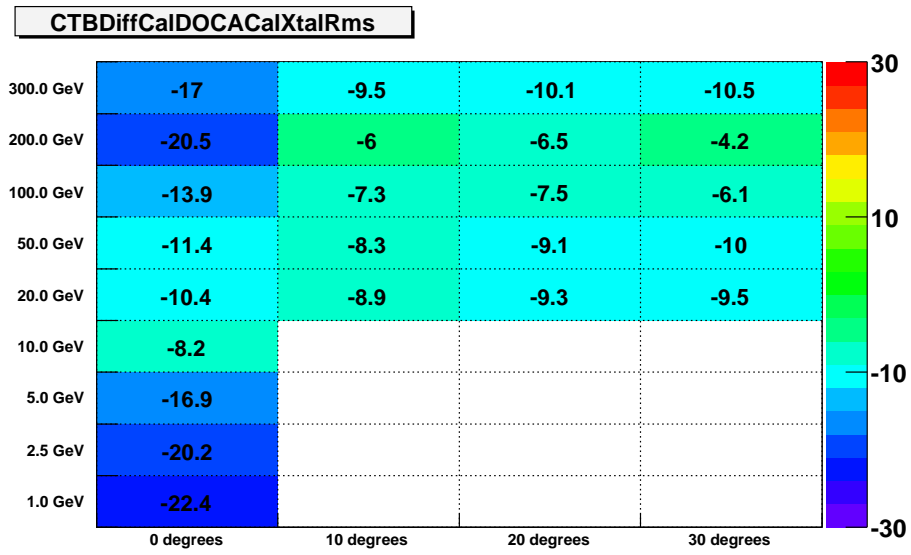


Figure 6: Agreement Matrix for CTBDiffCalDOCACalXtalRms

CTBGAM	0°	10°	20°	30°
1.0 GeV	93.6	N/A	N/A	N/A
2.5 GeV	39.4	N/A	N/A	N/A
5.0 GeV	22.2	N/A	N/A	N/A
10.0 GeV	10.4	N/A	N/A	N/A
20.0 GeV	4.3	1.4	2.4	1.2
50.0 GeV	6.1	3.0	3.3	6.6
100.0 GeV	6.7	2.0	3.3	1.7
200.0 GeV	10.0	4.8	3.4	4.5
300.0 GeV	24.7	9.3	8.2	9.8

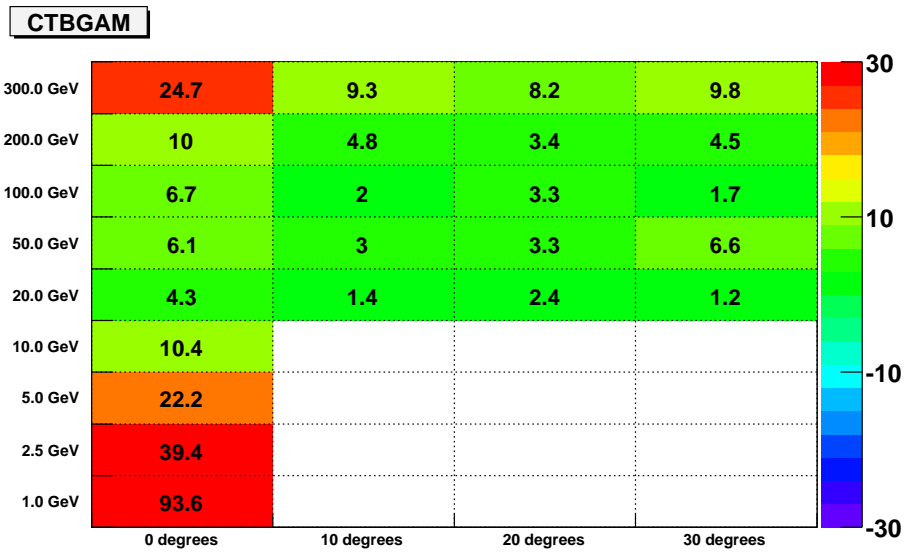


Figure 7: Agreement Matrix for CTBGAM

CTBTkrCoreCalDoca	0°	10°	20°	30°
1.0 GeV	3.7	N/A	N/A	N/A
2.5 GeV	-5.5	N/A	N/A	N/A
5.0 GeV	-7.8	N/A	N/A	N/A
10.0 GeV	4.0	N/A	N/A	N/A
20.0 GeV	6.9	10.0	25.3	7.2
50.0 GeV	7.4	8.8	17.5	8.7
100.0 GeV	4.4	8.3	17.2	6.2
200.0 GeV	-16.2	-11.1	-10.8	-13.8
300.0 GeV	-22.4	-20.6	-25.7	-30.4

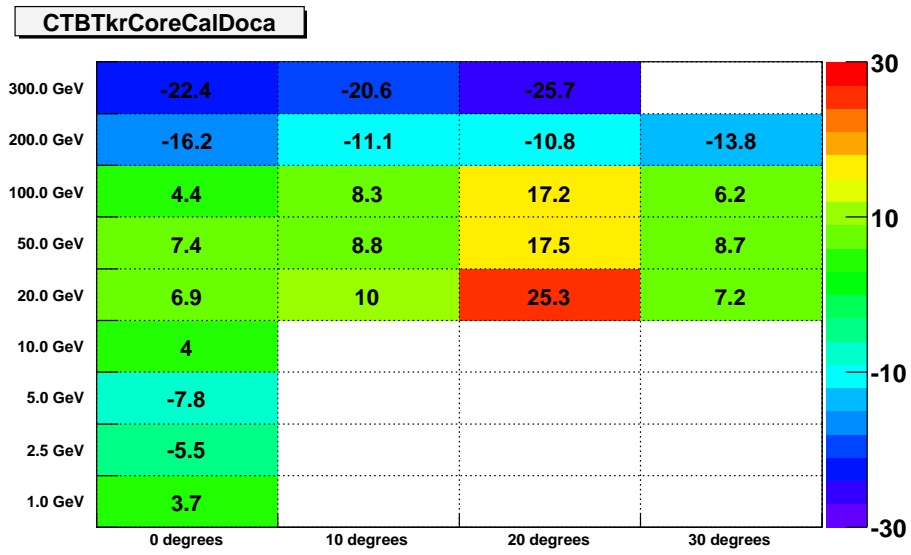


Figure 8: Agreement Matrix for CTBTkrCoreCalDoca

CTBTkrEnergyFrac	0°	10°	20°	30°
1.0 GeV	1.7	N/A	N/A	N/A
2.5 GeV	-6.1	N/A	N/A	N/A
5.0 GeV	-6.5	N/A	N/A	N/A
10.0 GeV	11.5	N/A	N/A	N/A
20.0 GeV	8.6	9.9	4.0	6.3
50.0 GeV	2.9	5.9	4.9	2.0
100.0 GeV	5.6	11.8	N/A	N/A
200.0 GeV	-11.1	-11.1	-9.1	-7.7
300.0 GeV	-33.3	-25.0	-30.0	-20.0

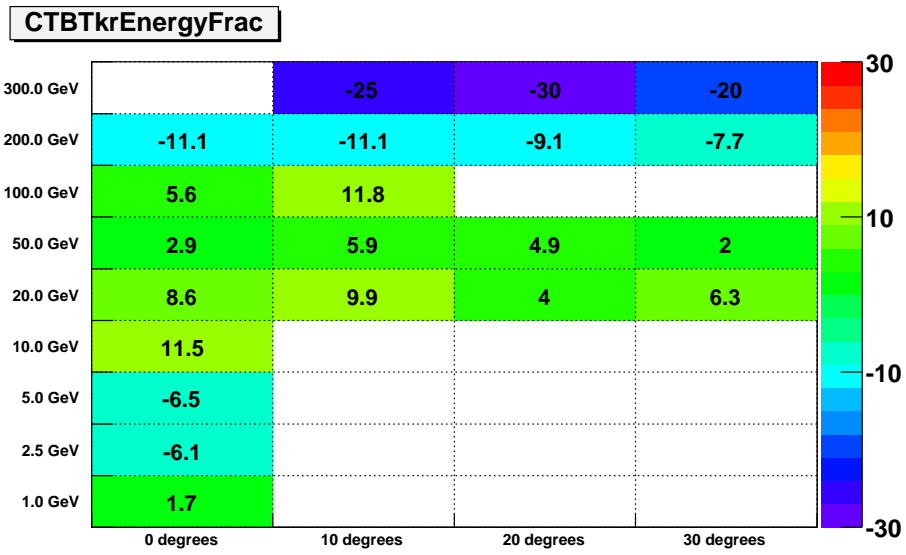


Figure 9: Agreement Matrix for CTBTkrEnergyFrac

CalCntRLn	0°	10°	20°	30°
1.0 GeV	2.3	N/A	N/A	N/A
2.5 GeV	2.0	N/A	N/A	N/A
5.0 GeV	1.2	N/A	N/A	N/A
10.0 GeV	0.5	N/A	N/A	N/A
20.0 GeV	-0.1	0.1	0.7	0.3
50.0 GeV	0.3	0.1	0.6	0.1
100.0 GeV	0.4	0.1	0.4	-0.3
200.0 GeV	1.1	1.2	0.9	0.6
300.0 GeV	3.4	2.3	2.2	1.7

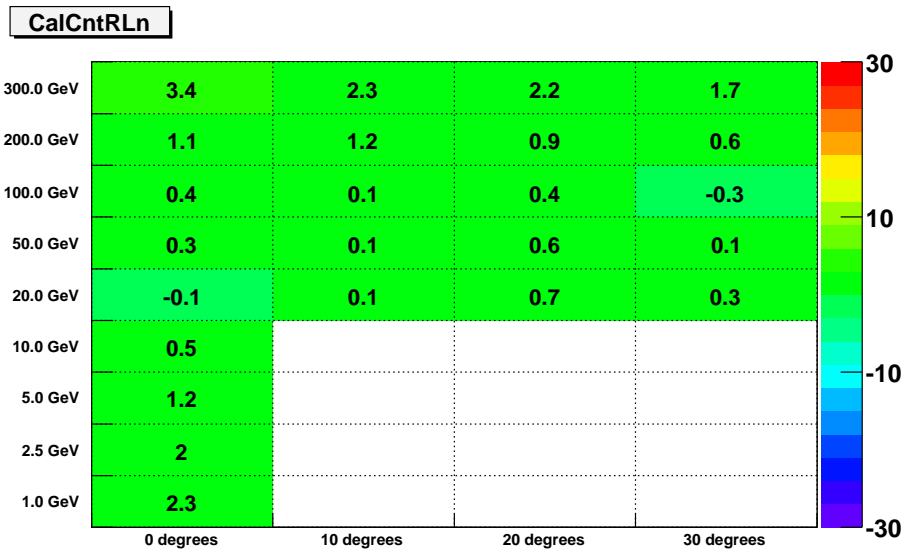


Figure 10: Agreement Matrix for CalCntRLn

CalDeadTotRat	0°	10°	20°	30°
1.0 GeV	-2.7	N/A	N/A	N/A
2.5 GeV	4.3	N/A	N/A	N/A
5.0 GeV	-1.6	N/A	N/A	N/A
10.0 GeV	-3.5	N/A	N/A	N/A
20.0 GeV	4.2	-2.2	2.1	-6.0
50.0 GeV	8.3	2.6	7.3	6.8
100.0 GeV	N/A	N/A	-2.6	-2.4
200.0 GeV	-4.2	-7.7	-2.8	-2.6
300.0 GeV	-28.4	-8.5	-4.1	-9.8

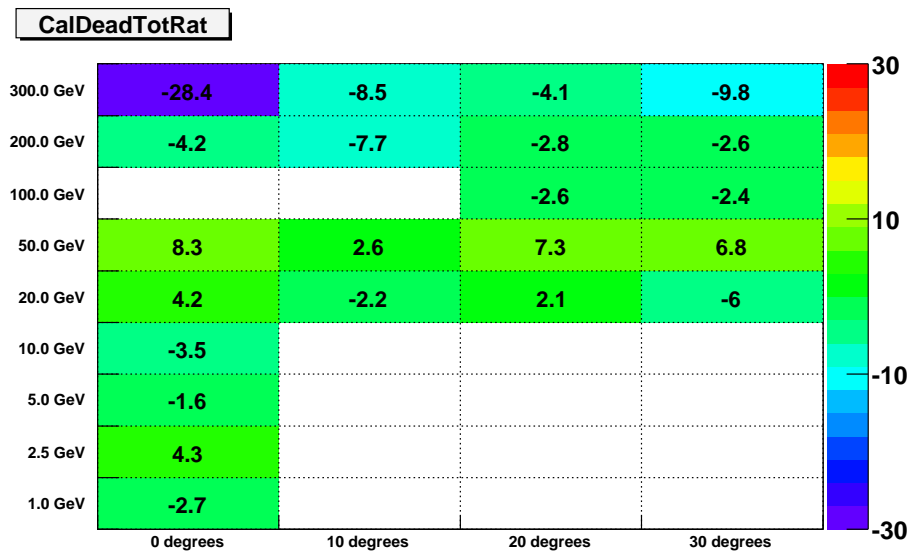


Figure 11: Agreement Matrix for CalDeadTotRat

CalEdgeCorr	0°	10°	20°	30°
1.0 GeV	-0.8	N/A	N/A	N/A
2.5 GeV	-0.4	N/A	N/A	N/A
5.0 GeV	-0.1	N/A	N/A	N/A
10.0 GeV	0.0	N/A	N/A	N/A
20.0 GeV	-0.0	N/A	N/A	0.0
50.0 GeV	N/A	0.0	0.0	0.0
100.0 GeV	0.0	-0.0	0.0	-0.1
200.0 GeV	0.0	0.0	-0.0	-0.1
300.0 GeV	-0.0	0.2	0.0	-0.4

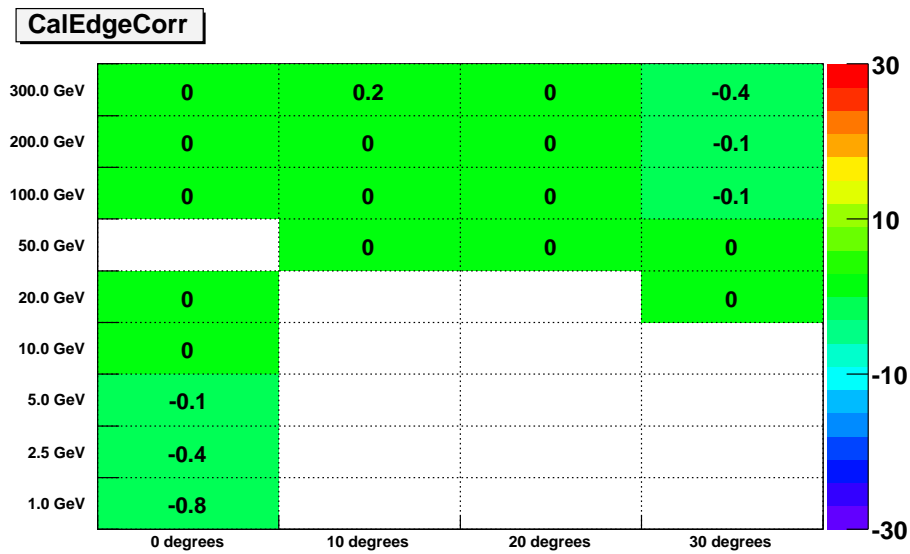


Figure 12: Agreement Matrix for CalEdgeCorr

CalEneSum	0°	10°	20°	30°
1.0 GeV	-1.1	N/A	N/A	N/A
2.5 GeV	-0.6	N/A	N/A	N/A
5.0 GeV	-5.6	N/A	N/A	N/A
10.0 GeV	-6.8	N/A	N/A	N/A
20.0 GeV	-7.2	-6.2	-6.8	-5.9
50.0 GeV	-8.3	-7.1	-8.1	-5.2
100.0 GeV	-10.4	-7.8	-7.7	-6.2
200.0 GeV	-14.2	-10.5	-11.7	-10.0
300.0 GeV	-7.4	-9.0	-9.1	-8.1

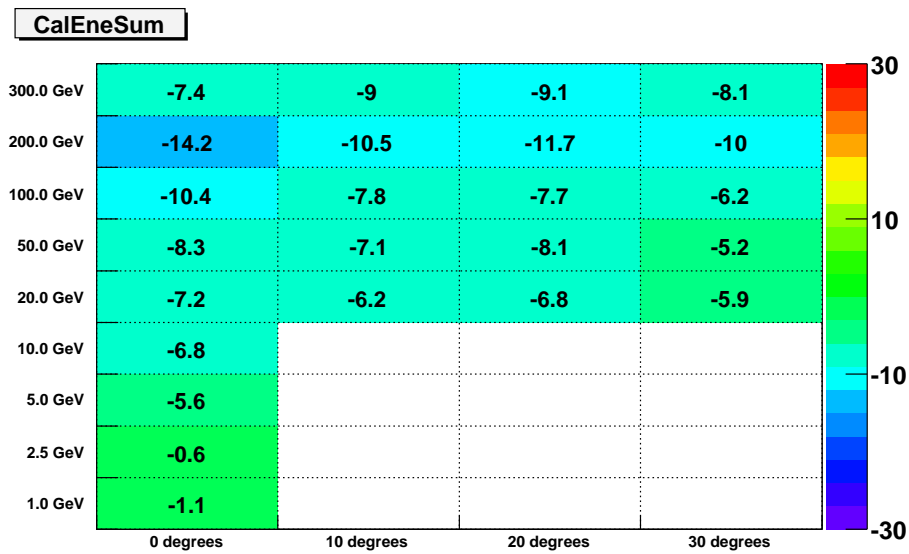


Figure 13: Agreement Matrix for CalEneSum

CalEnergyCorr	0°	10°	20°	30°
1.0 GeV	-4.6	N/A	N/A	N/A
2.5 GeV	-2.0	N/A	N/A	N/A
5.0 GeV	-4.9	N/A	N/A	N/A
10.0 GeV	-6.6	N/A	N/A	N/A
20.0 GeV	-6.6	-6.3	-5.7	-6.1
50.0 GeV	-6.1	-6.4	-6.4	-5.2
100.0 GeV	-8.9	-7.7	-7.4	-7.0
200.0 GeV	-9.4	-7.8	-8.8	-8.6
300.0 GeV	-1.9	-2.7	-2.2	-3.8

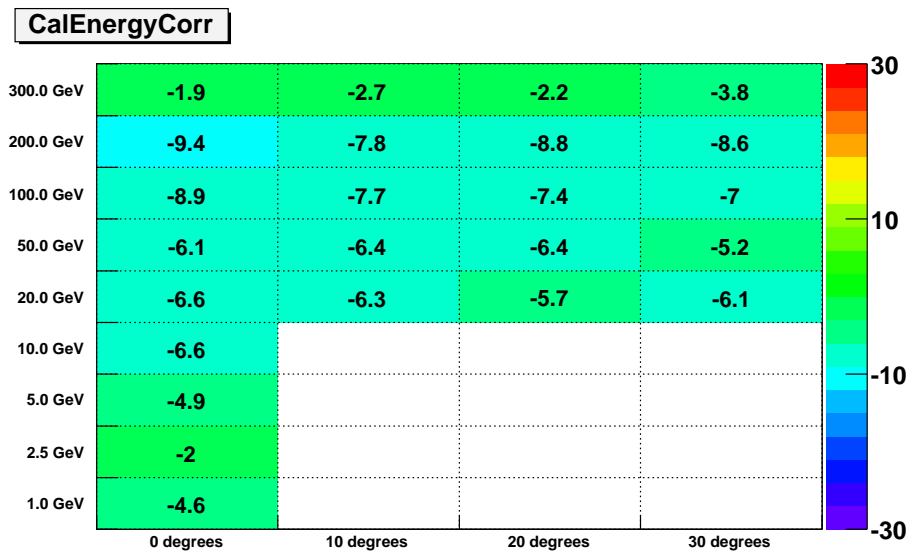


Figure 14: Agreement Matrix for CalEnergyCorr

CalLATRLn	0°	10°	20°	30°
1.0 GeV	0.5	N/A	N/A	N/A
2.5 GeV	0.3	N/A	N/A	N/A
5.0 GeV	0.0	N/A	N/A	N/A
10.0 GeV	0.3	N/A	N/A	N/A
20.0 GeV	-0.3	0.1	0.1	0.3
50.0 GeV	-0.4	-0.2	-0.1	0.0
100.0 GeV	0.0	0.0	0.3	-0.0
200.0 GeV	0.1	0.6	0.2	0.1
300.0 GeV	1.9	1.0	0.6	0.3

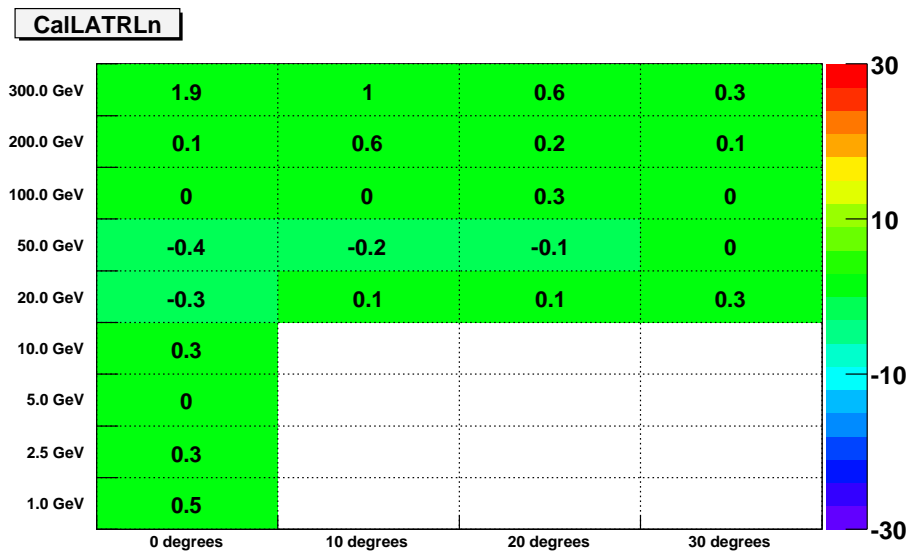


Figure 15: Agreement Matrix for CalLATRLn

CalLayerE[0]	0°	10°	20°	30°
1.0 GeV	-5.7	N/A	N/A	N/A
2.5 GeV	-13.1	N/A	N/A	N/A
5.0 GeV	-15.4	N/A	N/A	N/A
10.0 GeV	-8.7	N/A	N/A	N/A
20.0 GeV	-8.9	-5.9	-9.8	-7.6
50.0 GeV	-15.4	-9.9	-13.0	-10.2
100.0 GeV	-17.5	-9.6	-15.3	-8.6
200.0 GeV	-25.8	-17.8	-23.0	-17.7
300.0 GeV	-28.9	-22.2	-25.9	-24.2

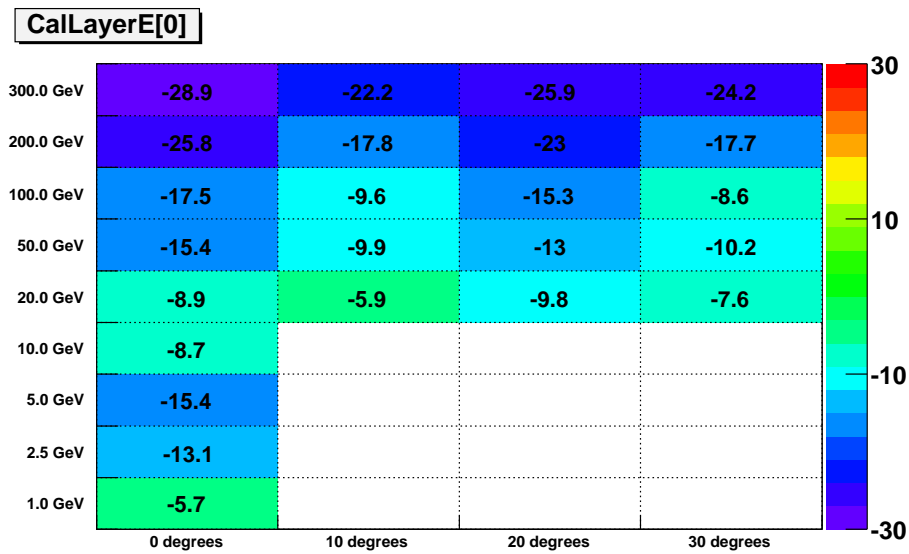


Figure 16: Agreement Matrix for CalLayerE0

CalLayerE[1]	0°	10°	20°	30°
1.0 GeV	-0.5	N/A	N/A	N/A
2.5 GeV	-4.8	N/A	N/A	N/A
5.0 GeV	-10.0	N/A	N/A	N/A
10.0 GeV	-8.1	N/A	N/A	N/A
20.0 GeV	-8.4	-8.4	-6.6	-7.5
50.0 GeV	-13.0	-9.3	-9.6	-5.1
100.0 GeV	-15.1	-8.8	-10.5	-4.3
200.0 GeV	-23.1	-15.1	-19.4	-14.0
300.0 GeV	-21.2	-18.0	-20.3	-18.3

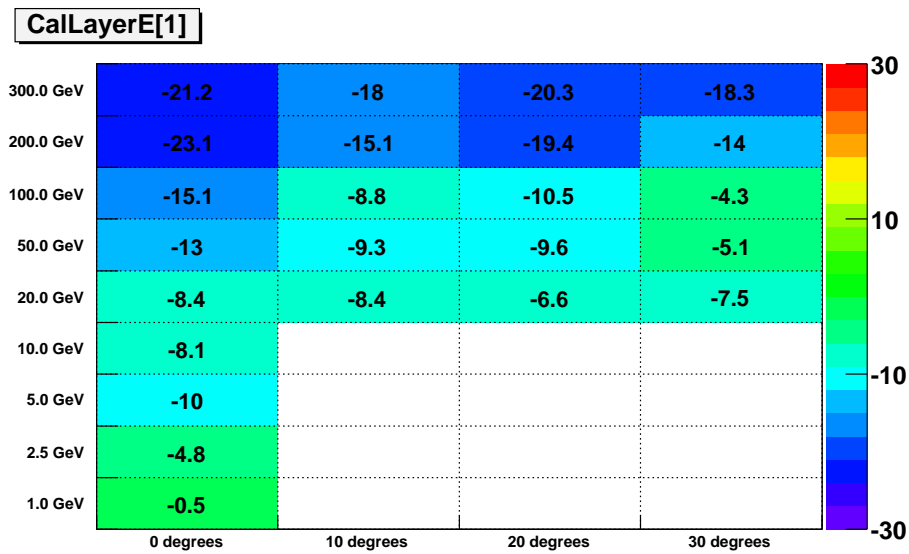


Figure 17: Agreement Matrix for CalLayerE1

CalLayerE[2]	0°	10°	20°	30°
1.0 GeV	0.6	N/A	N/A	N/A
2.5 GeV	-1.6	N/A	N/A	N/A
5.0 GeV	-6.9	N/A	N/A	N/A
10.0 GeV	-7.6	N/A	N/A	N/A
20.0 GeV	-8.0	-8.0	-9.0	-7.7
50.0 GeV	-11.9	-9.8	-11.6	-7.2
100.0 GeV	-13.3	-8.6	-10.2	-6.6
200.0 GeV	-20.0	-13.0	-16.8	-13.3
300.0 GeV	-17.7	-14.1	-17.0	-16.3

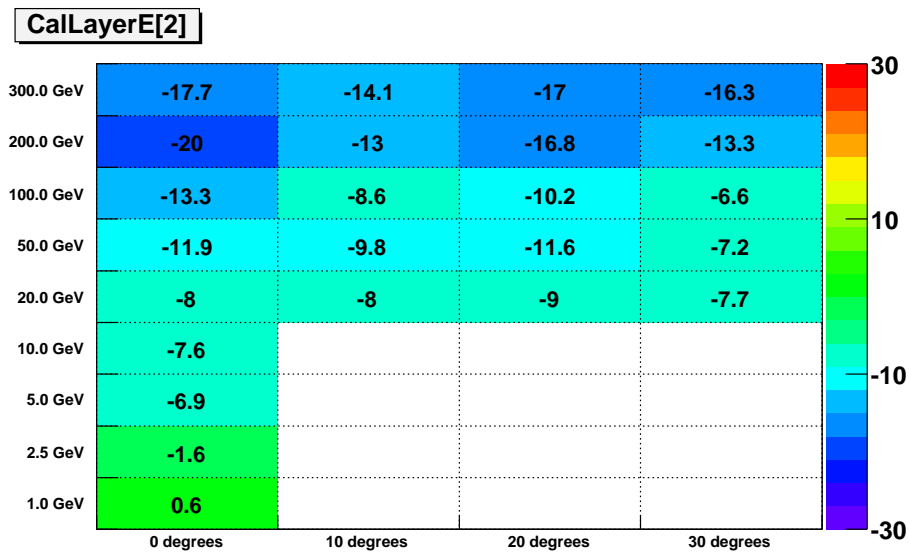


Figure 18: Agreement Matrix for CalLayerE2

CalLayerE[3]	0°	10°	20°	30°
1.0 GeV	1.1	N/A	N/A	N/A
2.5 GeV	0.8	N/A	N/A	N/A
5.0 GeV	-4.0	N/A	N/A	N/A
10.0 GeV	-6.5	N/A	N/A	N/A
20.0 GeV	-7.8	-2.3	-7.4	-4.2
50.0 GeV	-9.8	-5.5	-9.8	-2.9
100.0 GeV	-11.7	-7.5	-8.2	-3.4
200.0 GeV	-17.9	-10.2	-12.0	-9.4
300.0 GeV	-12.3	-13.3	-14.5	-10.6

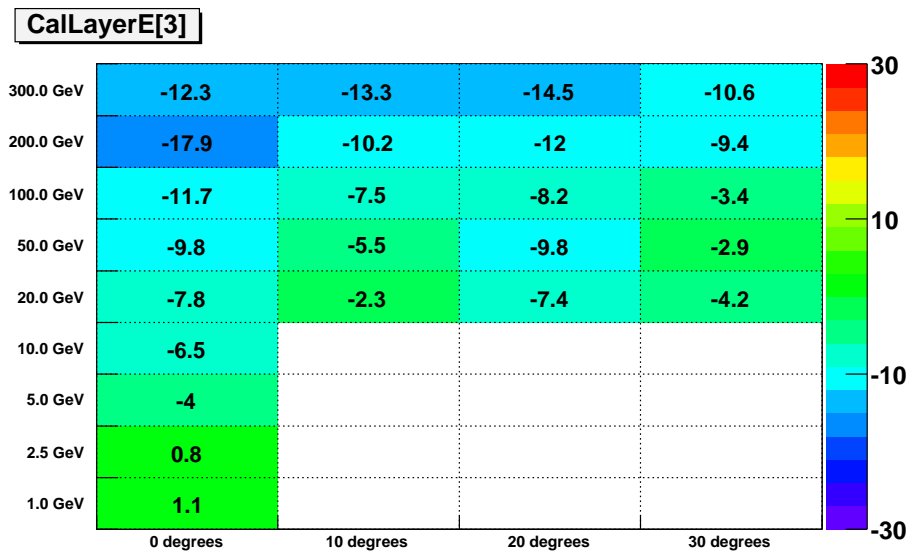


Figure 19: Agreement Matrix for CalLayerE3

CalLayerE[4]	0°	10°	20°	30°
1.0 GeV	-0.5	N/A	N/A	N/A
2.5 GeV	1.5	N/A	N/A	N/A
5.0 GeV	-4.6	N/A	N/A	N/A
10.0 GeV	-6.8	N/A	N/A	N/A
20.0 GeV	-7.1	-6.0	-7.9	-6.5
50.0 GeV	-8.3	-7.1	-10.0	-4.9
100.0 GeV	-10.2	-7.5	-9.4	-7.2
200.0 GeV	-15.5	-10.0	-13.3	-11.0
300.0 GeV	-11.3	-10.5	-11.4	-8.7

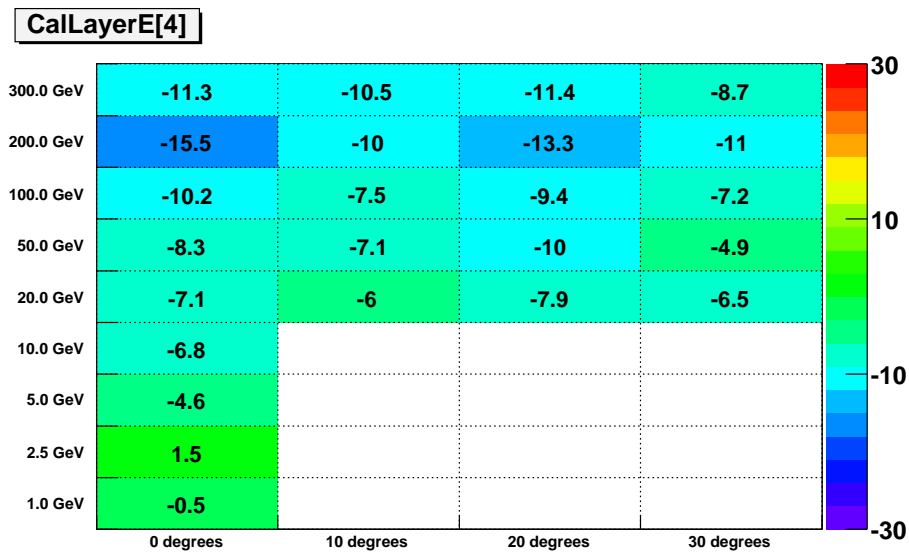


Figure 20: Agreement Matrix for CalLayerE4

CalLayerE[5]	0°	10°	20°	30°
1.0 GeV	-0.2	N/A	N/A	N/A
2.5 GeV	2.1	N/A	N/A	N/A
5.0 GeV	-2.4	N/A	N/A	N/A
10.0 GeV	-6.6	N/A	N/A	N/A
20.0 GeV	-7.2	-5.8	-6.6	-4.2
50.0 GeV	-7.5	-5.9	-5.5	-4.5
100.0 GeV	-10.5	-7.0	-5.0	-5.8
200.0 GeV	-13.6	-11.4	-10.9	-9.4
300.0 GeV	-4.9	-9.1	-7.7	-7.2

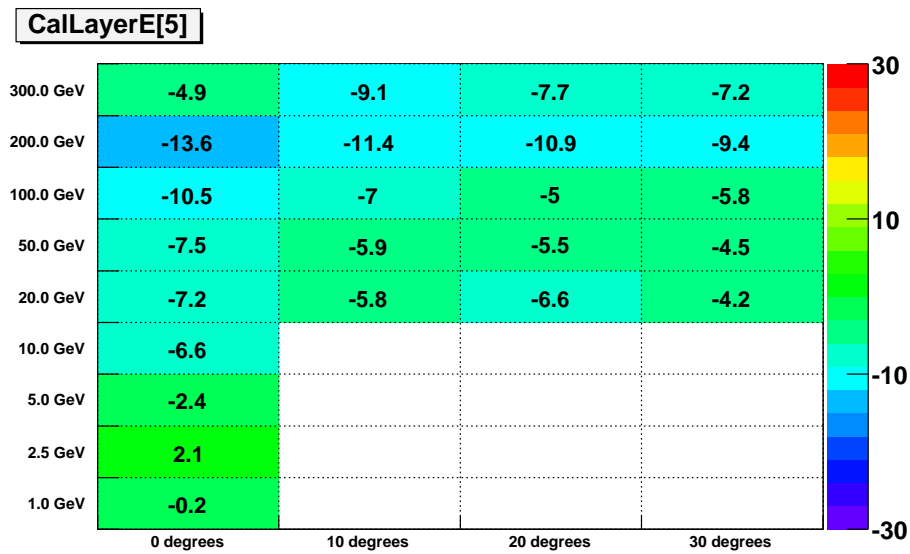


Figure 21: Agreement Matrix for CalLayerE5

CalLayerE[6]	0°	10°	20°	30°
1.0 GeV	-2.1	N/A	N/A	N/A
2.5 GeV	0.2	N/A	N/A	N/A
5.0 GeV	-3.5	N/A	N/A	N/A
10.0 GeV	-5.7	N/A	N/A	N/A
20.0 GeV	-5.5	-6.2	-5.7	-6.2
50.0 GeV	-5.8	-6.7	-6.3	-5.8
100.0 GeV	-8.2	-7.8	-6.8	-7.8
200.0 GeV	-10.9	-8.9	-9.7	-9.4
300.0 GeV	-3.7	-4.8	-4.2	-3.7

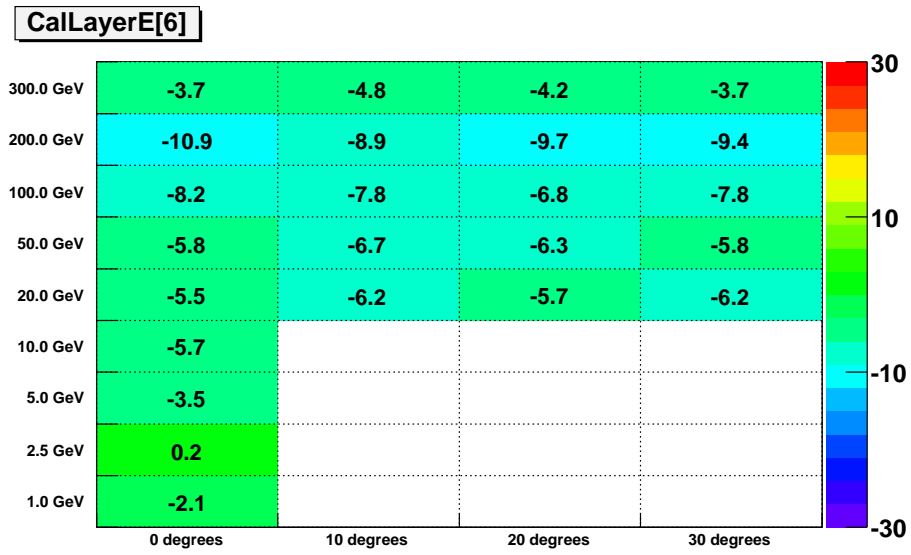


Figure 22: Agreement Matrix for CalLayerE6

CalLayerE[7]	0°	10°	20°	30°
1.0 GeV	-3.6	N/A	N/A	N/A
2.5 GeV	1.4	N/A	N/A	N/A
5.0 GeV	-4.4	N/A	N/A	N/A
10.0 GeV	-6.9	N/A	N/A	N/A
20.0 GeV	-6.9	-8.4	-3.6	-5.4
50.0 GeV	-6.2	-7.5	-5.2	-5.6
100.0 GeV	-8.6	-8.4	-6.2	-6.3
200.0 GeV	-11.1	-9.9	-8.5	-8.1
300.0 GeV	-2.5	-6.9	-5.1	-4.8

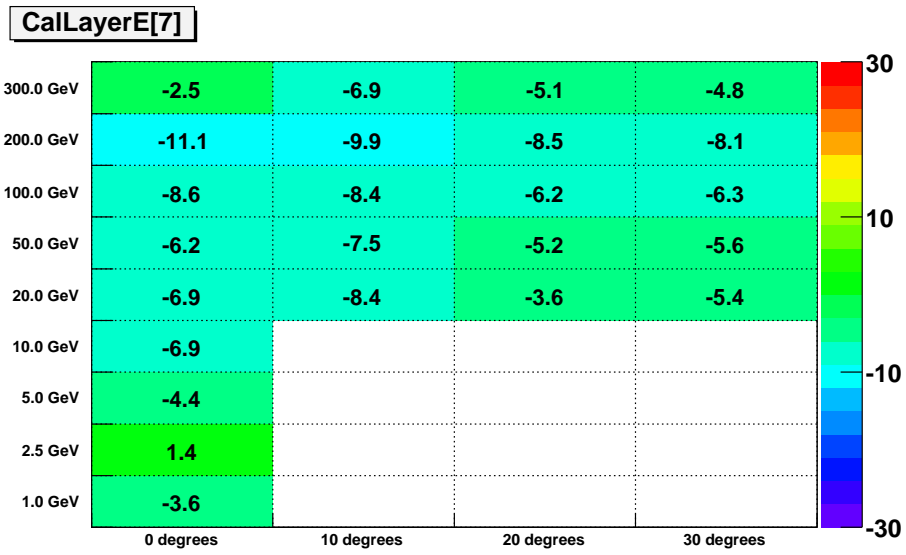


Figure 23: Agreement Matrix for CalLayerE7

CalLeakCorr	0°	10°	20°	30°
1.0 GeV	-0.8	N/A	N/A	N/A
2.5 GeV	-1.1	N/A	N/A	N/A
5.0 GeV	-1.3	N/A	N/A	N/A
10.0 GeV	-0.3	N/A	N/A	N/A
20.0 GeV	-0.6	0.1	-1.1	0.1
50.0 GeV	-2.2	-0.8	-1.7	N/A
100.0 GeV	-1.5	-0.2	-0.1	0.7
200.0 GeV	-4.9	-2.7	-3.0	-1.4
300.0 GeV	-5.8	-5.9	-6.7	-4.9

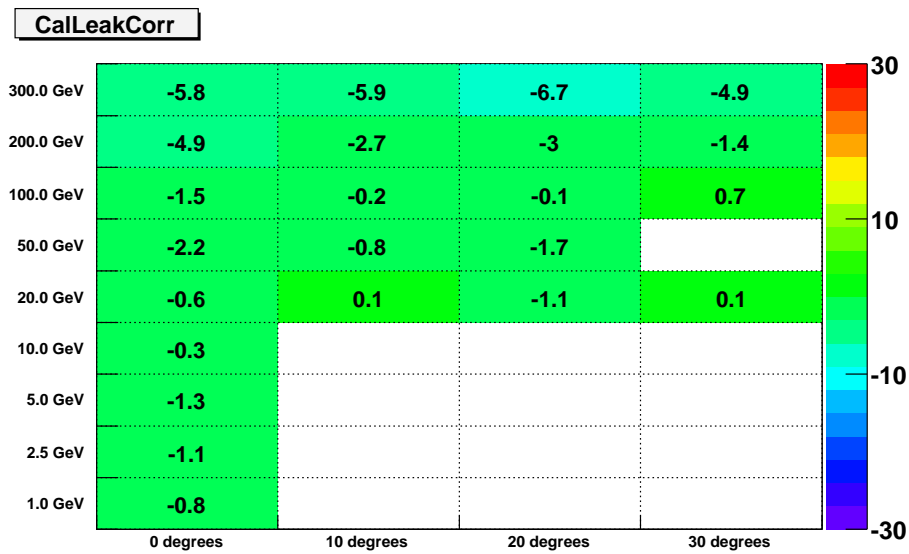


Figure 24: Agreement Matrix for CalLeakCorr

CalLongRms	0°	10°	20°	30°
1.0 GeV	-7.7	N/A	N/A	N/A
2.5 GeV	-7.9	N/A	N/A	N/A
5.0 GeV	-4.1	N/A	N/A	N/A
10.0 GeV	-1.2	N/A	N/A	N/A
20.0 GeV	-0.7	-1.5	0.3	-0.5
50.0 GeV	-0.7	-1.0	-0.0	-1.9
100.0 GeV	-1.7	-1.5	-1.6	-1.4
200.0 GeV	-1.0	-1.5	-1.1	-1.2
300.0 GeV	-3.8	-0.9	-0.6	-1.3

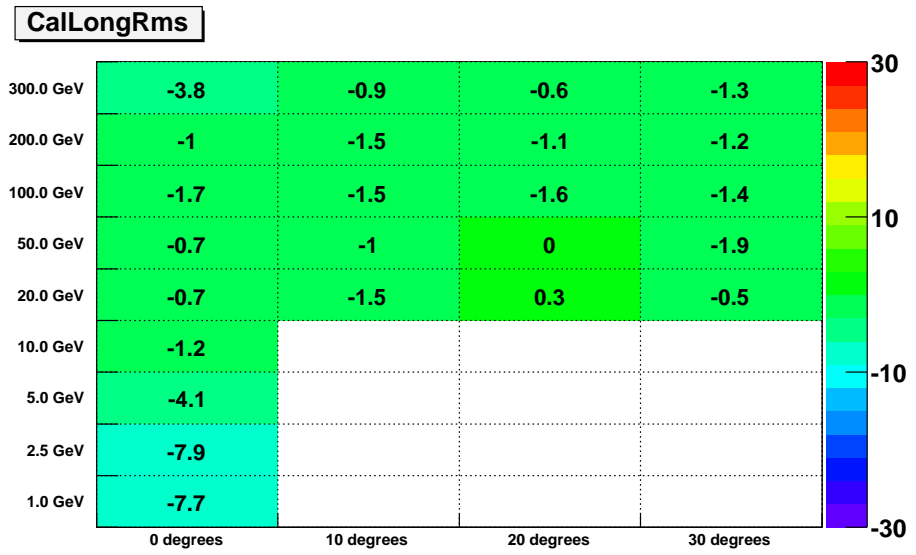


Figure 25: Agreement Matrix for CalLongRms

CalLyr7Ratio	0°	10°	20°	30°
1.0 GeV	2.7	N/A	N/A	N/A
2.5 GeV	5.1	N/A	N/A	N/A
5.0 GeV	1.6	N/A	N/A	N/A
10.0 GeV	-0.1	N/A	N/A	N/A
20.0 GeV	0.2	-2.5	3.4	0.5
50.0 GeV	2.0	-0.3	3.3	-1.2
100.0 GeV	1.8	-0.8	1.3	-0.2
200.0 GeV	3.5	0.2	3.5	1.9
300.0 GeV	5.1	2.3	3.9	2.8

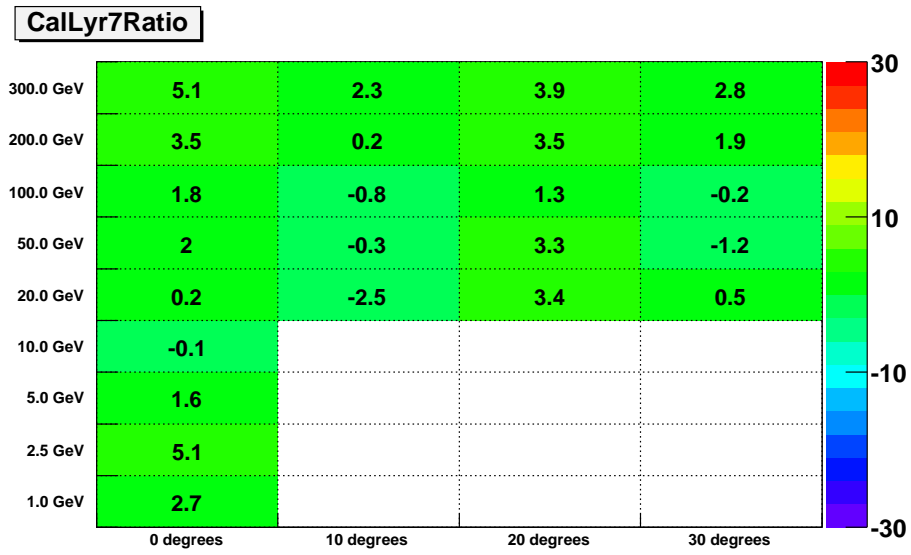


Figure 26: Agreement Matrix for CalLyr7Ratio

CalMaxEne	0°	10°	20°	30°
1.0 GeV	-3.8	N/A	N/A	N/A
2.5 GeV	-3.2	N/A	N/A	N/A
5.0 GeV	-4.2	N/A	N/A	N/A
10.0 GeV	-7.2	N/A	N/A	N/A
20.0 GeV	-8.3	-5.5	-7.4	-5.6
50.0 GeV	-7.1	-6.5	-7.9	-7.1
100.0 GeV	-9.0	-7.5	-7.9	-8.4
200.0 GeV	-10.0	-8.8	-8.9	-9.6
300.0 GeV	-1.7	-7.3	-6.6	-6.2

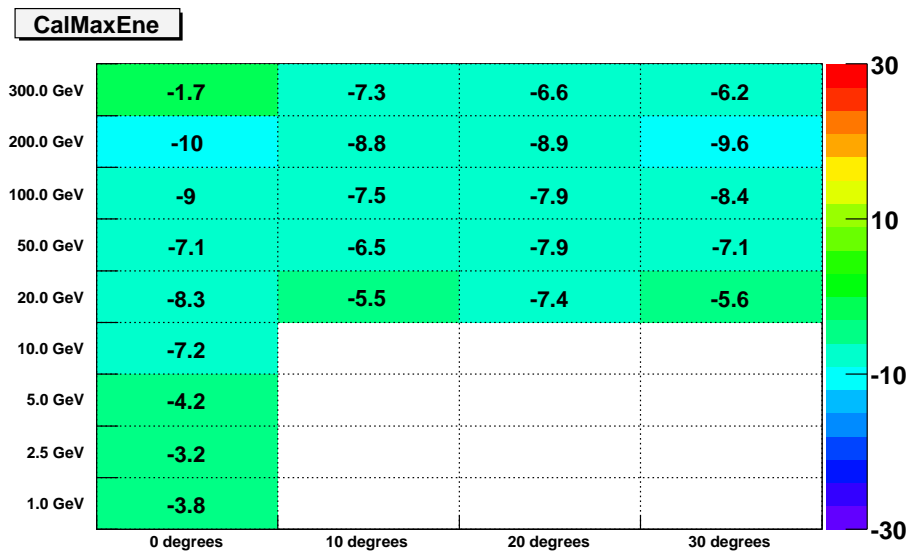


Figure 27: Agreement Matrix for CalMaxEne

CalMip1Ecor	0°	10°	20°	30°
1.0 GeV	6.3	N/A	N/A	N/A
2.5 GeV	2.9	N/A	N/A	N/A
5.0 GeV	2.4	N/A	N/A	N/A
10.0 GeV	4.6	N/A	N/A	N/A
20.0 GeV	4.0	3.0	2.2	1.6
50.0 GeV	5.6	4.9	1.2	-3.2
100.0 GeV	8.3	5.3	0.7	-4.5
200.0 GeV	6.6	4.2	-14.0	-7.0
300.0 GeV	4.7	0.3	-19.0	-9.1

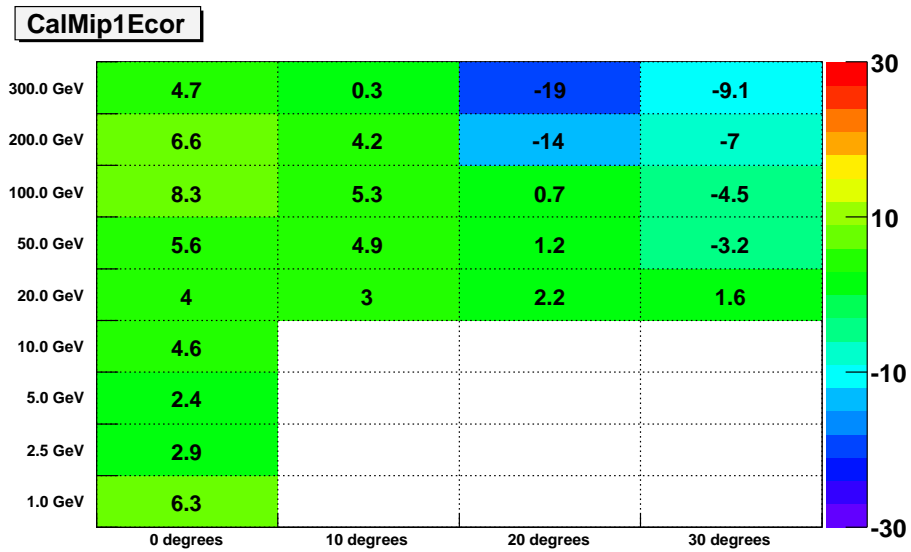


Figure 28: Agreement Matrix for CalMip1Ecor

CalMipNum	0°	10°	20°	30°
1.0 GeV	8.8	N/A	N/A	N/A
2.5 GeV	15.5	N/A	N/A	N/A
5.0 GeV	4.0	N/A	N/A	N/A
10.0 GeV	-4.0	N/A	N/A	N/A
20.0 GeV	-4.9	-4.6	-4.9	-1.2
50.0 GeV	0.3	1.8	0.5	-0.8
100.0 GeV	0.6	0.1	-1.6	-1.1
200.0 GeV	0.4	-0.5	-8.5	-3.6
300.0 GeV	-2.3	-2.4	-8.4	-4.8

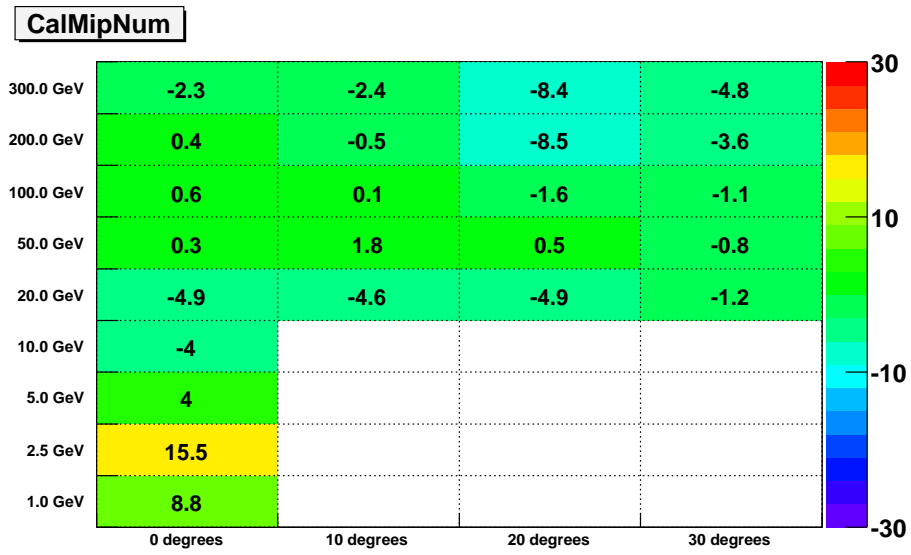


Figure 29: Agreement Matrix for CalMipNum

CalNumHit[2]	0°	10°	20°	30°
1.0 GeV	-3.9	N/A	N/A	N/A
2.5 GeV	-77.7	N/A	N/A	N/A
5.0 GeV	-10.5	N/A	N/A	N/A
10.0 GeV	-12.6	N/A	N/A	N/A
20.0 GeV	-12.0	-11.4	-10.1	-9.4
50.0 GeV	-8.8	-8.4	-7.8	-6.7
100.0 GeV	-6.1	-5.6	-5.6	-5.5
200.0 GeV	-4.7	-3.7	-4.1	-4.1
300.0 GeV	-4.4	-3.0	-2.5	-2.8

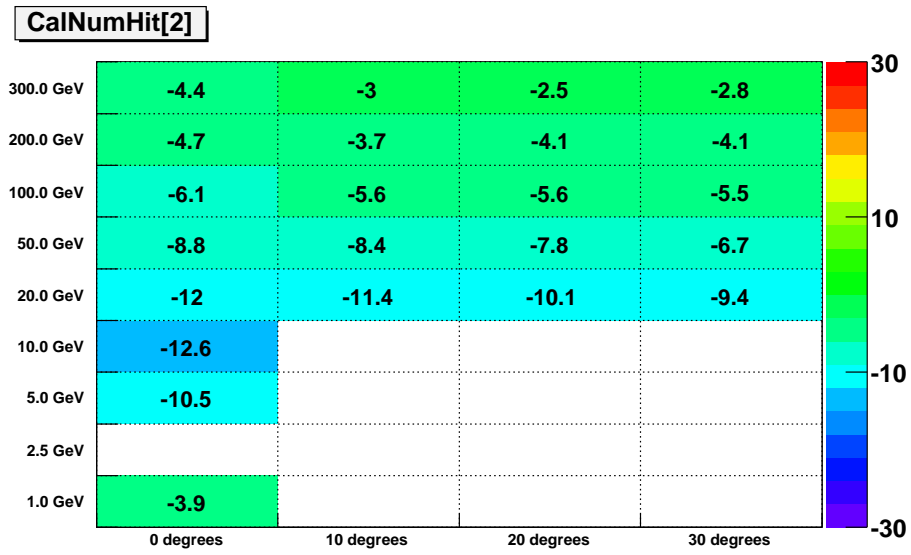


Figure 30: Agreement Matrix for CalNumHit2

CalNumHit[3]	0°	10°	20°	30°
1.0 GeV	-56.5	N/A	N/A	N/A
2.5 GeV	-2.4	N/A	N/A	N/A
5.0 GeV	-52.2	N/A	N/A	N/A
10.0 GeV	-47.0	N/A	N/A	N/A
20.0 GeV	-51.8	-51.4	-49.3	-50.9
50.0 GeV	-56.6	-57.5	-56.0	-53.7
100.0 GeV	-56.6	-60.4	-60.7	-57.8
200.0 GeV	-54.9	-59.9	-66.5	-66.0
300.0 GeV	-35.8	-58.2	-62.7	-65.1

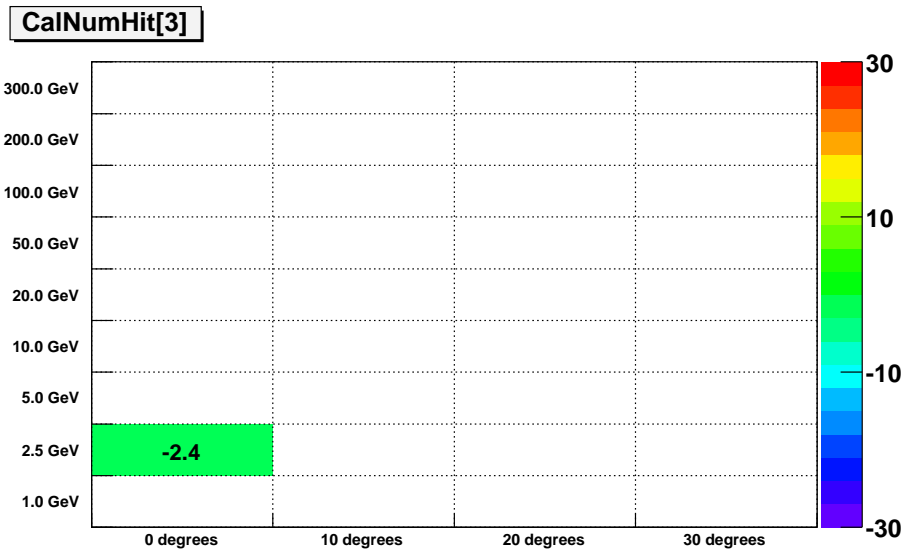


Figure 31: Agreement Matrix for CalNumHit3

CalTotRLn	0°	10°	20°	30°
1.0 GeV	0.5	N/A	N/A	N/A
2.5 GeV	0.4	N/A	N/A	N/A
5.0 GeV	0.0	N/A	N/A	N/A
10.0 GeV	0.2	N/A	N/A	N/A
20.0 GeV	-0.3	0.1	0.0	0.4
50.0 GeV	-0.5	-0.2	-0.2	-0.1
100.0 GeV	-0.1	-0.0	0.4	-0.1
200.0 GeV	-0.0	0.5	0.1	-0.2
300.0 GeV	1.9	0.7	0.3	-0.1

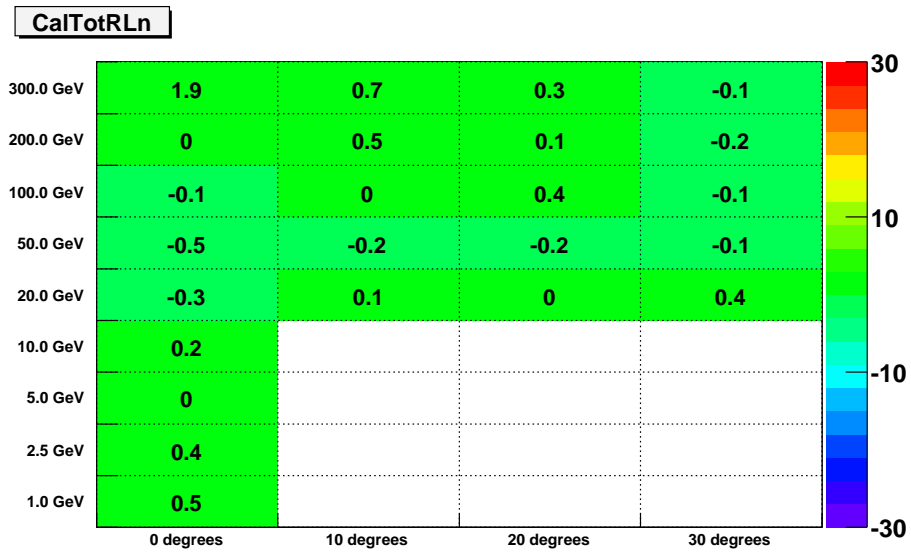


Figure 32: Agreement Matrix for CalTotRLn

CalTotalCorr	0°	10°	20°	30°
1.0 GeV	0.6	N/A	N/A	N/A
2.5 GeV	0.6	N/A	N/A	N/A
5.0 GeV	1.2	N/A	N/A	N/A
10.0 GeV	0.2	N/A	N/A	N/A
20.0 GeV	0.5	-0.4	1.3	-0.4
50.0 GeV	2.5	0.8	2.1	-0.2
100.0 GeV	1.5	-0.1	N/A	-1.1
200.0 GeV	5.5	2.7	3.3	1.1
300.0 GeV	5.7	7.0	7.6	4.0

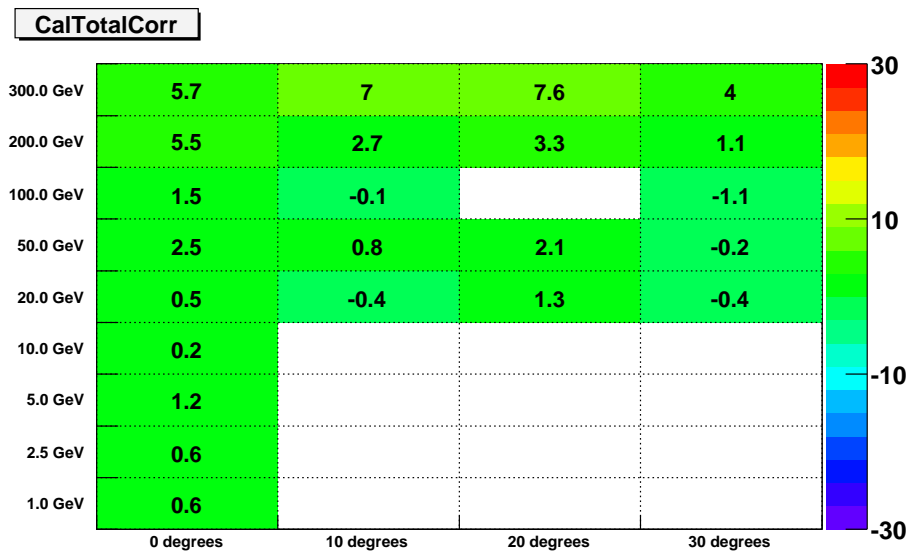


Figure 33: Agreement Matrix for CalTotalCorr

CalTrackSep	0°	10°	20°	30°
1.0 GeV	-14.8	N/A	N/A	N/A
2.5 GeV	-23.9	N/A	N/A	N/A
5.0 GeV	-21.5	N/A	N/A	N/A
10.0 GeV	-14.1	N/A	N/A	N/A
20.0 GeV	-20.0	-11.1	-21.9	-11.1
50.0 GeV	-21.3	-7.4	-22.8	-22.2
100.0 GeV	-23.3	-6.7	-32.7	-25.9
200.0 GeV	-21.8	-17.0	-46.9	-35.0
300.0 GeV	-41.2	-35.1	-65.1	-51.0

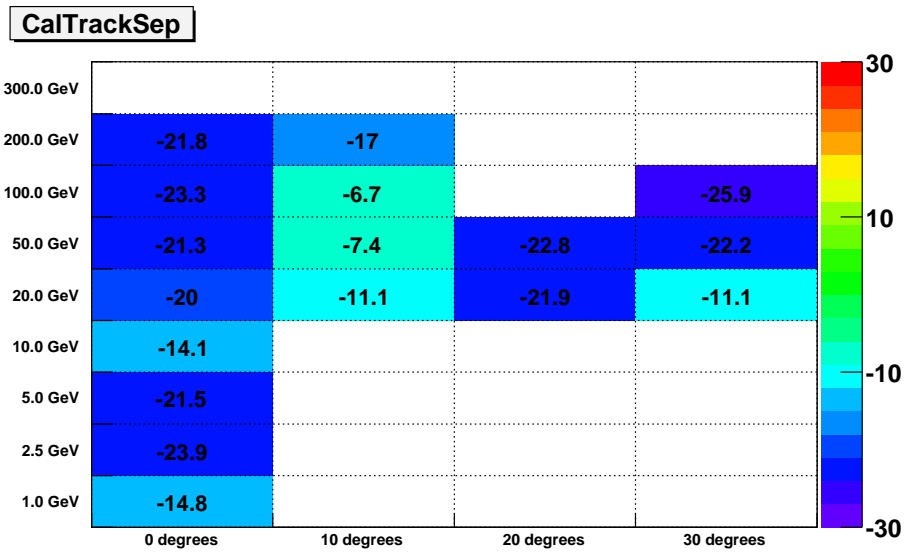


Figure 34: Agreement Matrix for CalTrackSep

CalTransRms	0°	10°	20°	30°
1.0 GeV	-14.8	N/A	N/A	N/A
2.5 GeV	-20.6	N/A	N/A	N/A
5.0 GeV	-15.6	N/A	N/A	N/A
10.0 GeV	-7.8	N/A	N/A	N/A
20.0 GeV	-7.6	-8.3	-7.8	-6.8
50.0 GeV	-10.3	-10.0	-8.9	-8.9
100.0 GeV	-13.0	-11.1	-10.4	-7.8
200.0 GeV	-14.3	-13.9	-11.9	-8.5
300.0 GeV	-19.5	-16.1	-15.0	-12.4

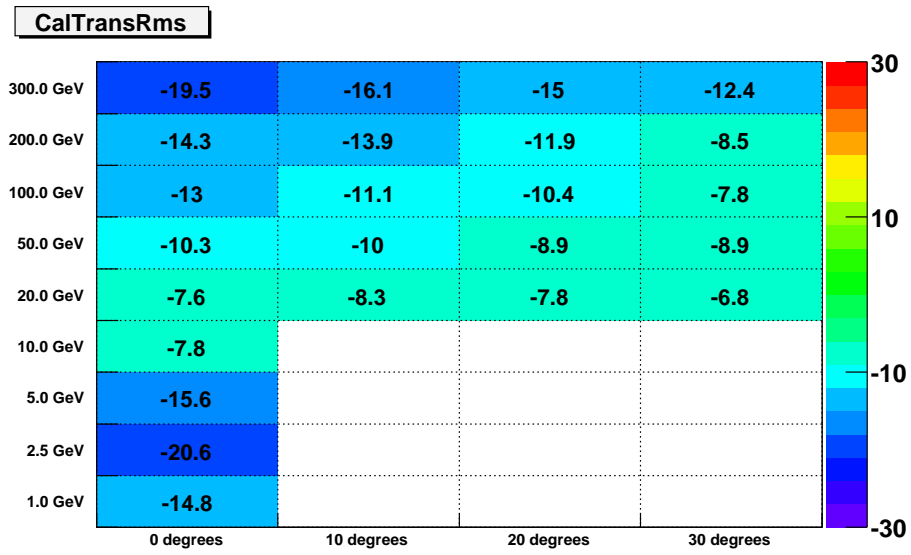


Figure 35: Agreement Matrix for CalTransRms

CalTrkXtalRmsE	0°	10°	20°	30°
1.0 GeV	-19.6	N/A	N/A	N/A
2.5 GeV	-28.0	N/A	N/A	N/A
5.0 GeV	-19.8	N/A	N/A	N/A
10.0 GeV	-7.8	N/A	N/A	N/A
20.0 GeV	-8.0	-8.2	-7.9	-6.8
50.0 GeV	-11.9	-10.8	-9.4	-11.6
100.0 GeV	-14.0	-11.7	-10.9	-8.3
200.0 GeV	-15.2	-16.0	-13.1	-10.3
300.0 GeV	-22.0	-19.6	-17.5	-14.9

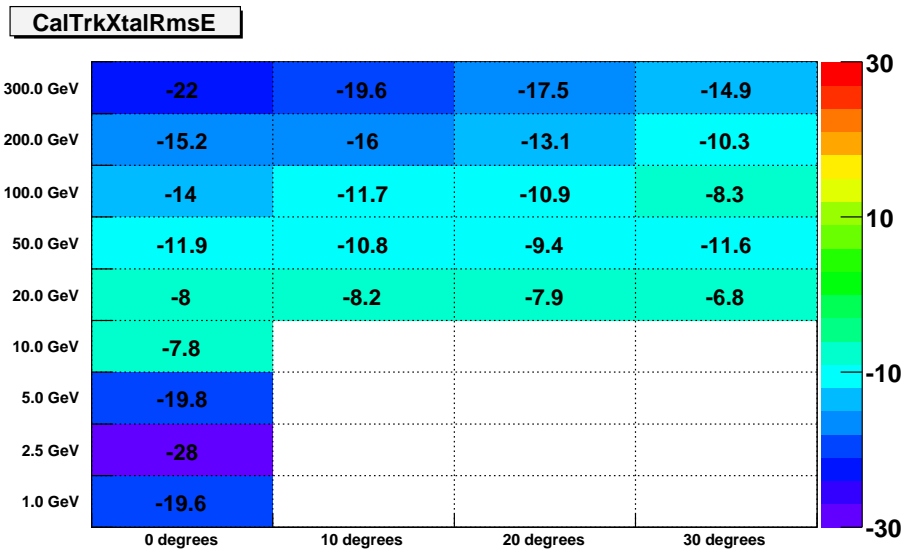


Figure 36: Agreement Matrix for CalTrkXtalRmsE

CalXtalMaxEne	0°	10°	20°	30°
1.0 GeV	-3.8	N/A	N/A	N/A
2.5 GeV	-3.2	N/A	N/A	N/A
5.0 GeV	-4.2	N/A	N/A	N/A
10.0 GeV	-7.2	N/A	N/A	N/A
20.0 GeV	-8.3	-5.5	-7.4	-5.6
50.0 GeV	-7.1	-6.5	-7.9	-7.1
100.0 GeV	-9.0	-7.5	-7.9	-8.4
200.0 GeV	-10.0	-8.8	-8.9	-9.6
300.0 GeV	-1.7	-7.3	-6.6	-6.2

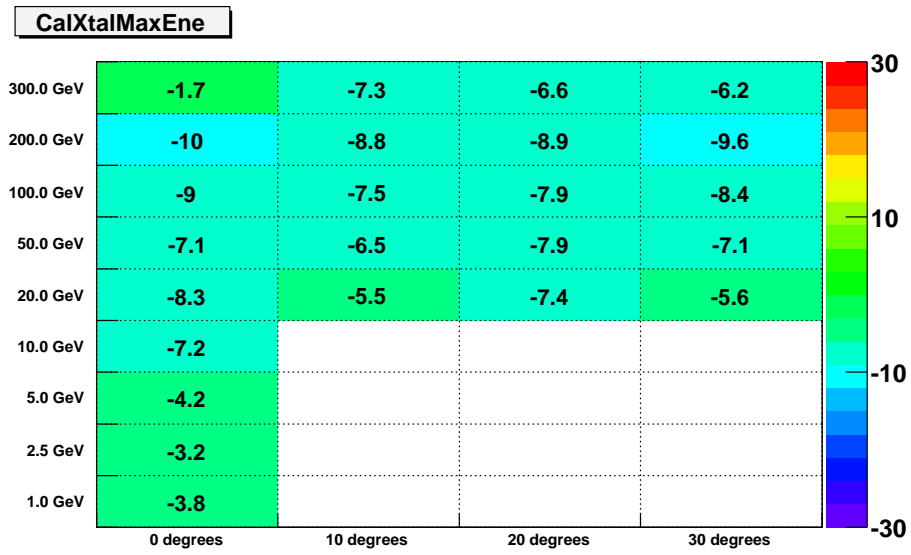


Figure 37: Agreement Matrix for CalXtalMaxEne

CalXtalRatio	0°	10°	20°	30°
1.0 GeV	5.1	N/A	N/A	N/A
2.5 GeV	1.6	N/A	N/A	N/A
5.0 GeV	10.2	N/A	N/A	N/A
10.0 GeV	15.9	N/A	N/A	N/A
20.0 GeV	15.3	13.7	14.2	16.8
50.0 GeV	10.9	11.4	12.4	12.6
100.0 GeV	12.0	12.0	13.5	13.5
200.0 GeV	16.3	12.5	15.8	13.8
300.0 GeV	12.9	16.8	19.1	15.2

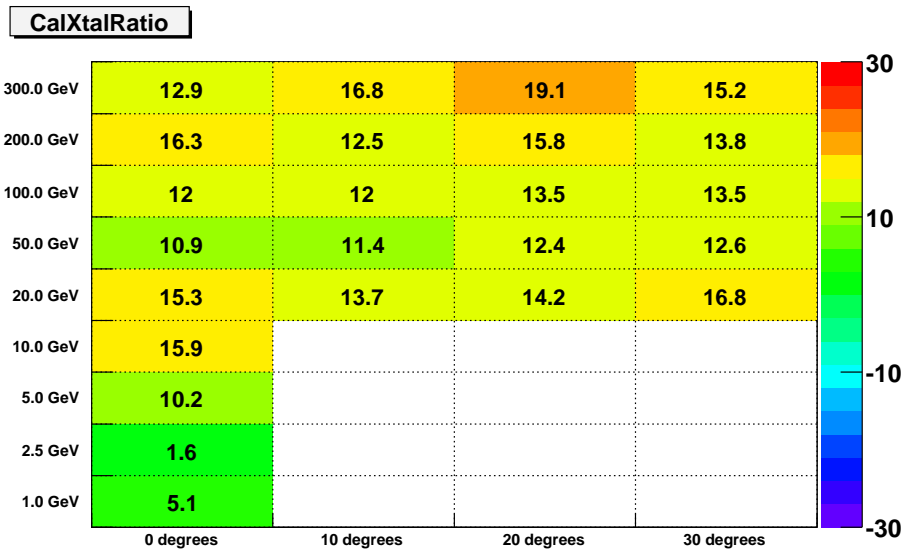


Figure 38: Agreement Matrix for CalXtalRatio

CalXtalsTrunc	0°	10°	20°	30°
1.0 GeV	0.8	N/A	N/A	N/A
2.5 GeV	-0.3	N/A	N/A	N/A
5.0 GeV	-2.4	N/A	N/A	N/A
10.0 GeV	0.2	N/A	N/A	N/A
20.0 GeV	-0.6	-1.3	-0.8	2.4
50.0 GeV	-3.2	-2.5	-2.7	-1.8
100.0 GeV	-3.7	-3.0	-3.3	-1.8
200.0 GeV	-4.3	-5.3	-4.7	-2.5
300.0 GeV	-5.5	-4.4	-2.9	-2.4

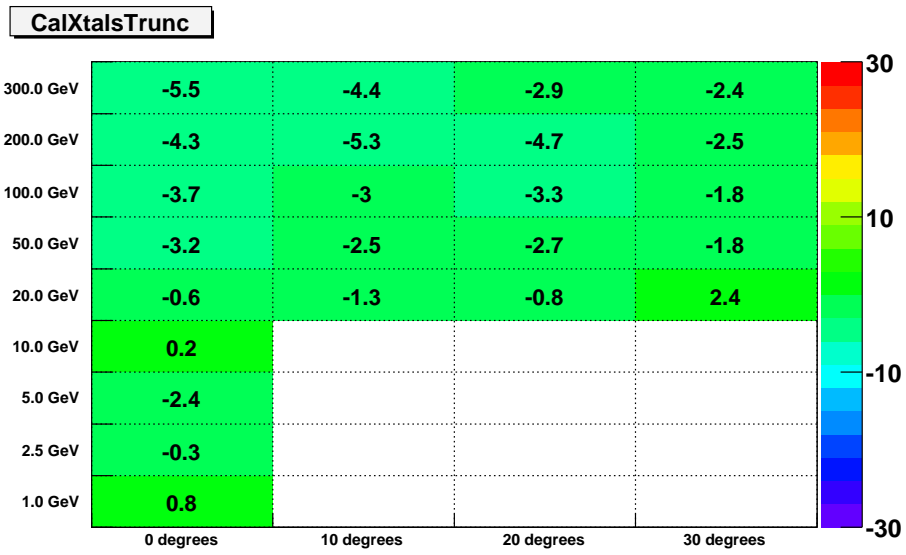


Figure 39: Agreement Matrix for CalXtalsTrunc

CalZEcentr	0°	10°	20°	30°
1.0 GeV	1.5	N/A	N/A	N/A
2.5 GeV	1.5	N/A	N/A	N/A
5.0 GeV	0.9	N/A	N/A	N/A
10.0 GeV	0.1	N/A	N/A	N/A
20.0 GeV	0.1	-0.2	0.5	0.3
50.0 GeV	0.6	0.1	0.6	0.1
100.0 GeV	0.3	-0.2	0.2	-0.3
200.0 GeV	0.9	0.3	0.6	0.3
300.0 GeV	1.3	0.9	1.3	1.1

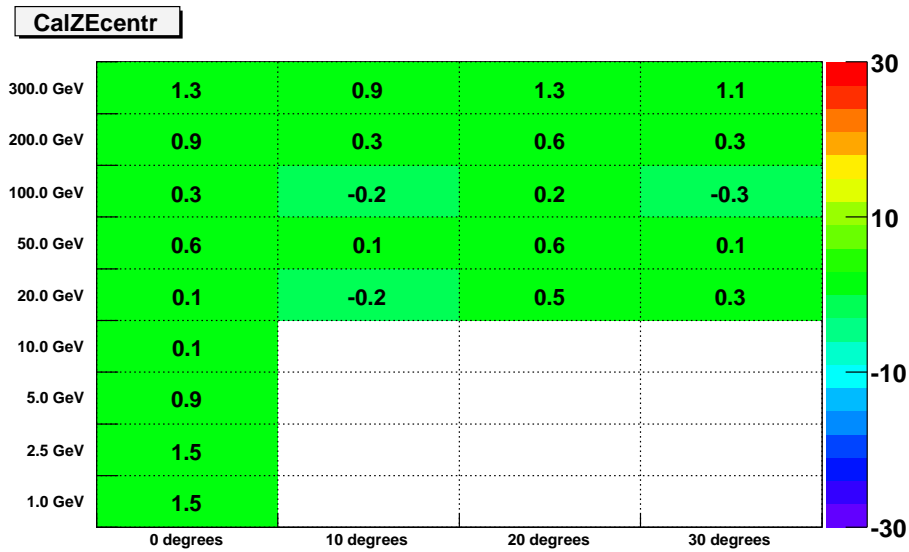


Figure 40: Agreement Matrix for CalZEcentr

Tkr1Chisq	0°	10°	20°	30°
1.0 GeV	-19.4	N/A	N/A	N/A
2.5 GeV	-7.3	N/A	N/A	N/A
5.0 GeV	-2.7	N/A	N/A	N/A
10.0 GeV	8.0	N/A	N/A	N/A
20.0 GeV	-12.3	-0.8	-8.0	-7.8
50.0 GeV	12.3	2.4	-5.3	-7.9
100.0 GeV	19.9	8.0	-7.6	-6.8
200.0 GeV	23.4	7.1	-13.8	-9.6
300.0 GeV	7.9	-3.3	-22.1	-13.9

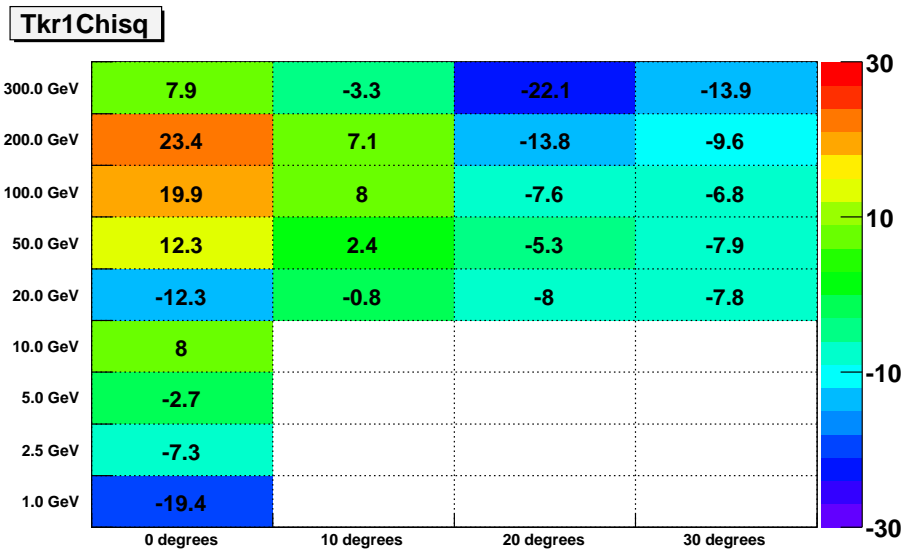


Figure 41: Agreement Matrix for Tkr1Chisq

Tkr1CoreHC	0°	10°	20°	30°
1.0 GeV	-7.2	N/A	N/A	N/A
2.5 GeV	-10.7	N/A	N/A	N/A
5.0 GeV	-9.3	N/A	N/A	N/A
10.0 GeV	3.5	N/A	N/A	N/A
20.0 GeV	6.9	9.6	23.4	7.1
50.0 GeV	6.6	7.9	14.4	7.4
100.0 GeV	3.6	7.1	12.5	5.1
200.0 GeV	-15.6	-12.9	-15.0	-15.3
300.0 GeV	-23.4	-22.3	-29.8	-31.4

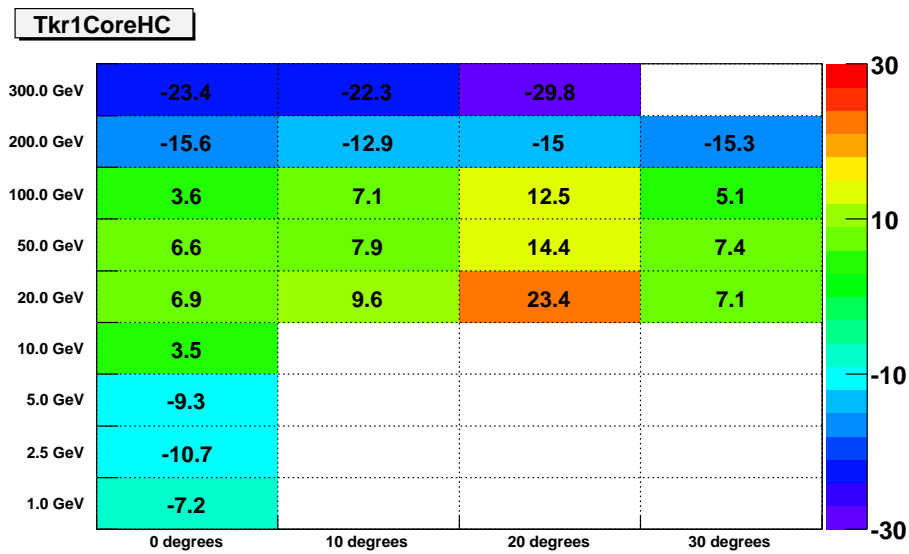


Figure 42: Agreement Matrix for Tkr1CoreHC

Tkr1FirstChisq	0°	10°	20°	30°
1.0 GeV	-0.3	N/A	N/A	N/A
2.5 GeV	13.4	N/A	N/A	N/A
5.0 GeV	2.5	N/A	N/A	N/A
10.0 GeV	2.5	N/A	N/A	N/A
20.0 GeV	-17.6	-1.5	-5.4	-2.9
50.0 GeV	8.3	0.1	-2.0	-7.2
100.0 GeV	16.8	6.4	-3.4	-6.2
200.0 GeV	20.0	5.7	-7.8	-8.7
300.0 GeV	5.3	-5.7	-16.3	-12.5

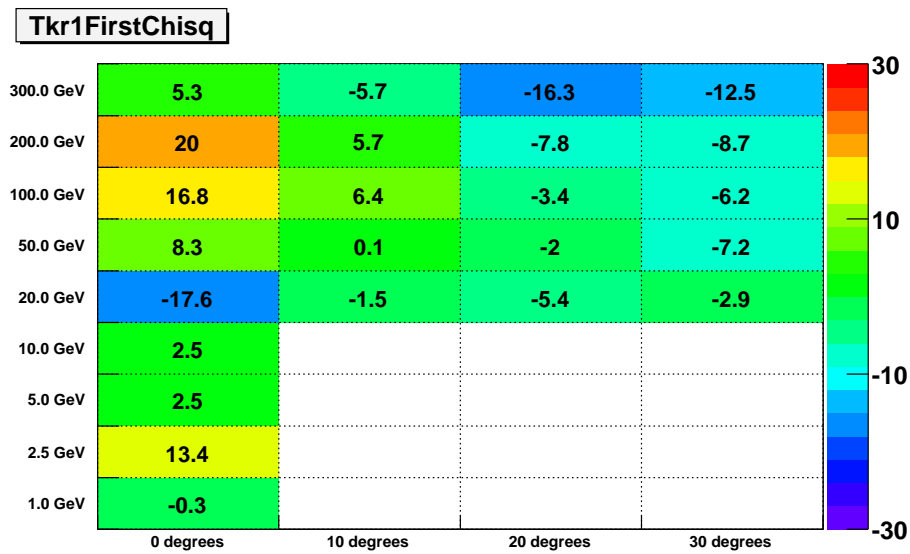


Figure 43: Agreement Matrix for Tkr1FirstChisq

Tkr1KalEne	0°	10°	20°	30°
1.0 GeV	26.4	N/A	N/A	N/A
2.5 GeV	31.4	N/A	N/A	N/A
5.0 GeV	36.9	N/A	N/A	N/A
10.0 GeV	33.4	N/A	N/A	N/A
20.0 GeV	21.1	17.0	9.3	11.3
50.0 GeV	-2.3	-10.1	-0.1	-10.2
100.0 GeV	-16.4	-23.7	-5.3	-23.2
200.0 GeV	-21.4	-27.7	-3.7	-26.5
300.0 GeV	-21.6	-27.4	-1.6	-20.1

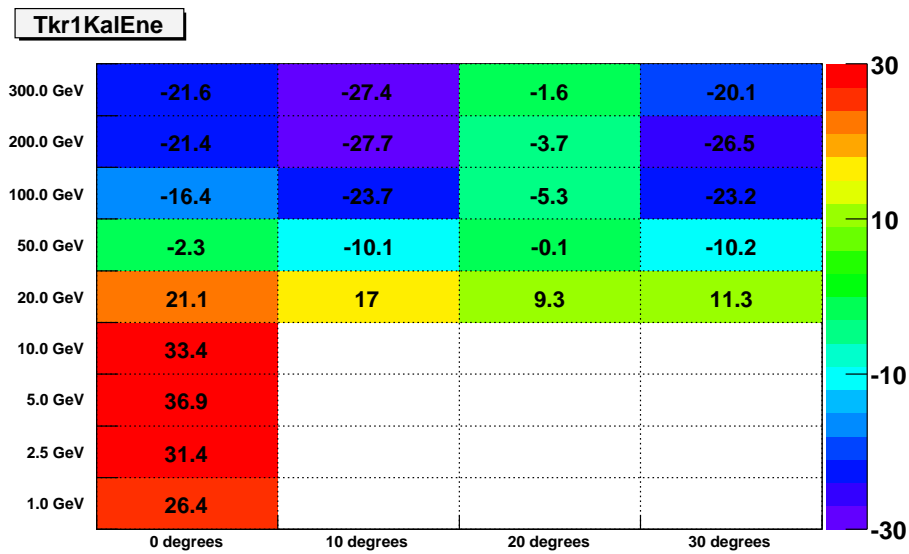


Figure 44: Agreement Matrix for Tkr1KalEne

Tkr1KalThetaMs	0°	10°	20°	30°
1.0 GeV	15.1	N/A	N/A	N/A
2.5 GeV	60.9	N/A	N/A	N/A
5.0 GeV	111.1	N/A	N/A	N/A
10.0 GeV	166.7	N/A	N/A	N/A
20.0 GeV	200.0	100.0	100.0	100.0
50.0 GeV	N/A	N/A	N/A	100.0
100.0 GeV	N/A	N/A	N/A	N/A
200.0 GeV	N/A	N/A	N/A	N/A
300.0 GeV	N/A	N/A	N/A	N/A

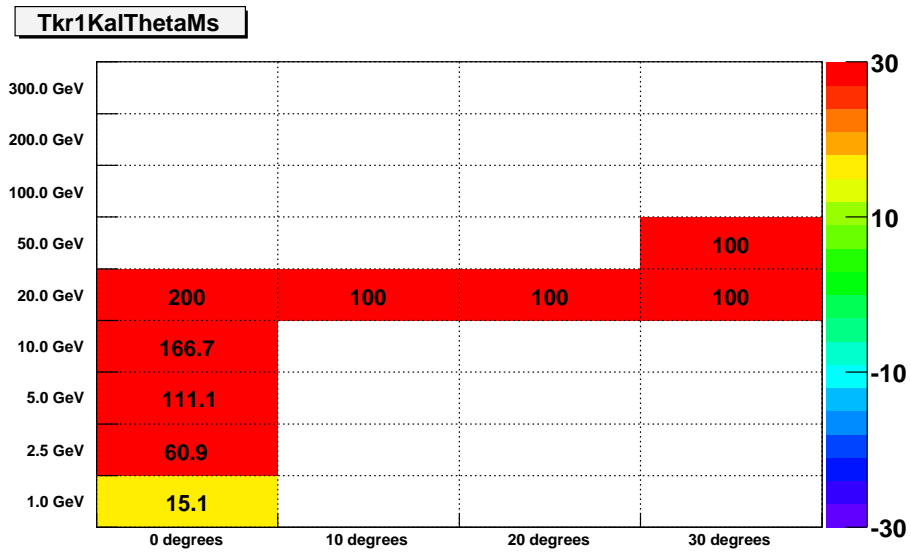


Figure 45: Agreement Matrix for Tkr1KalThetaMs

Tkr1LastLayer	0°	10°	20°	30°
1.0 GeV	-34.6	N/A	N/A	N/A
2.5 GeV	-25.7	N/A	N/A	N/A
5.0 GeV	-32.6	N/A	N/A	N/A
10.0 GeV	-5.1	N/A	N/A	N/A
20.0 GeV	-17.6	-12.8	-6.7	1.1
50.0 GeV	-21.3	-9.7	0.9	12.1
100.0 GeV	-23.3	-6.1	1.5	17.8
200.0 GeV	-34.4	-29.3	2.6	13.4
300.0 GeV	-40.7	-42.6	2.6	17.0

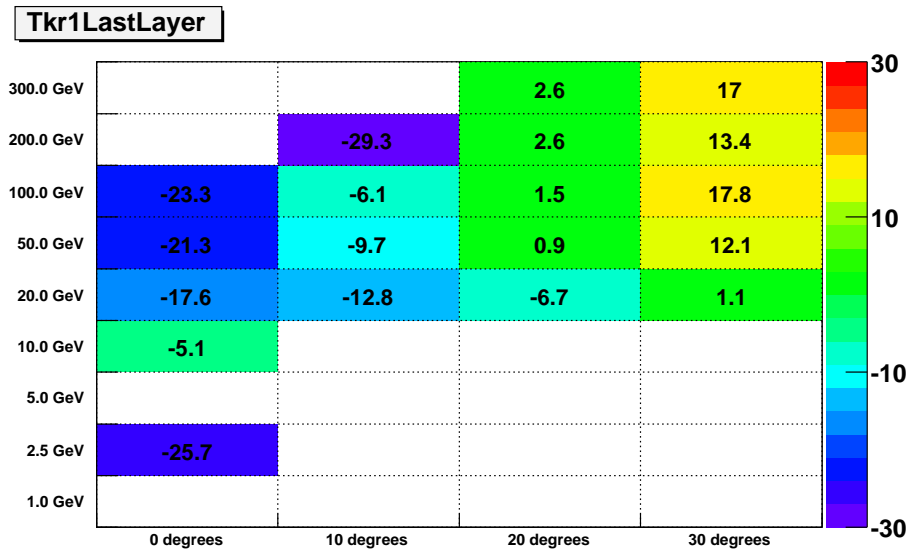


Figure 46: Agreement Matrix for Tkr1LastLayer

Tkr1NumHits	0°	10°	20°	30°
1.0 GeV	4.1	N/A	N/A	N/A
2.5 GeV	1.8	N/A	N/A	N/A
5.0 GeV	2.2	N/A	N/A	N/A
10.0 GeV	2.1	N/A	N/A	N/A
20.0 GeV	0.9	0.3	5.7	-0.5
50.0 GeV	1.5	0.4	1.7	-0.8
100.0 GeV	2.2	0.8	2.9	-1.2
200.0 GeV	3.5	3.1	-1.9	1.2
300.0 GeV	6.0	5.4	0.9	1.9

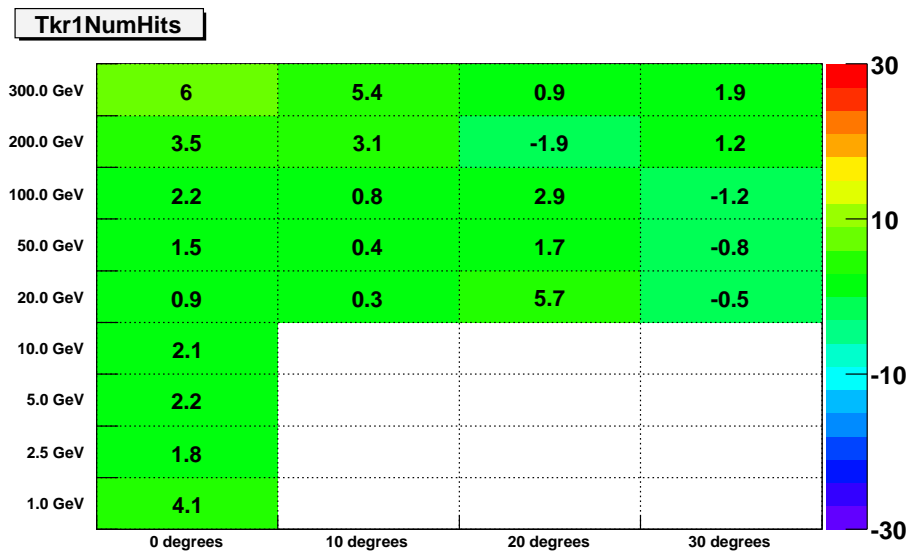


Figure 47: Agreement Matrix for Tkr1NumHits

Tkr1Rms	0°	10°	20°	30°
1.0 GeV	-23.3	N/A	N/A	N/A
2.5 GeV	-14.4	N/A	N/A	N/A
5.0 GeV	-16.0	N/A	N/A	N/A
10.0 GeV	-15.2	N/A	N/A	N/A
20.0 GeV	-18.5	-10.7	-7.3	-9.9
50.0 GeV	-11.1	-7.2	-4.3	-10.0
100.0 GeV	-8.5	-5.4	-3.8	-8.4
200.0 GeV	-10.5	-10.0	-9.1	-12.8
300.0 GeV	-15.0	-13.3	-15.3	-16.6

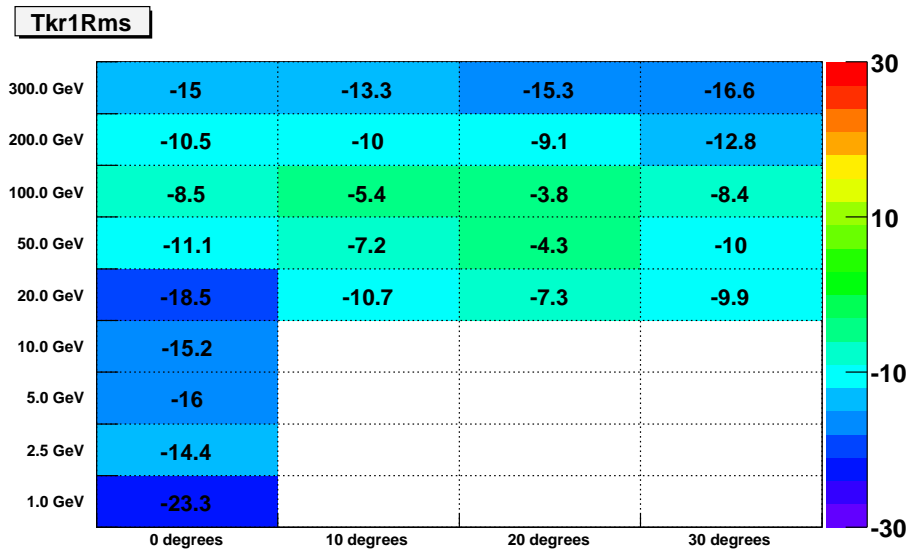


Figure 48: Agreement Matrix for Tkr1Rms

Tkr1ToTAsym	0°	10°	20°	30°
1.0 GeV	-11.0	N/A	N/A	N/A
2.5 GeV	-5.3	N/A	N/A	N/A
5.0 GeV	-2.4	N/A	N/A	N/A
10.0 GeV	-15.3	N/A	N/A	N/A
20.0 GeV	5.8	-6.5	-3.8	-1.9
50.0 GeV	5.1	-3.6	-7.1	-9.1
100.0 GeV	-1.4	-3.1	-10.9	-7.7
200.0 GeV	0.5	-4.0	-20.6	-9.4
300.0 GeV	1.3	0.2	-16.1	-3.5

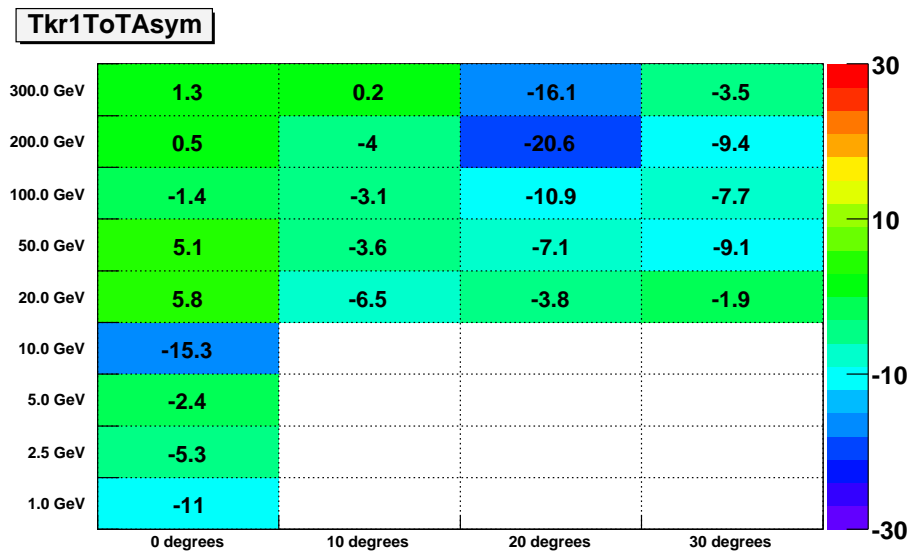


Figure 49: Agreement Matrix for Tkr1ToTAsym

Tkr1ToTAve	0°	10°	20°	30°
1.0 GeV	-10.2	N/A	N/A	N/A
2.5 GeV	-19.7	N/A	N/A	N/A
5.0 GeV	-11.9	N/A	N/A	N/A
10.0 GeV	-1.0	N/A	N/A	N/A
20.0 GeV	-3.8	-2.9	-2.6	-2.9
50.0 GeV	-4.8	-4.5	-5.9	-5.0
100.0 GeV	-7.0	-4.7	-7.8	-5.4
200.0 GeV	-8.2	-5.6	-7.8	-7.3
300.0 GeV	-12.0	-10.8	-15.7	-15.0

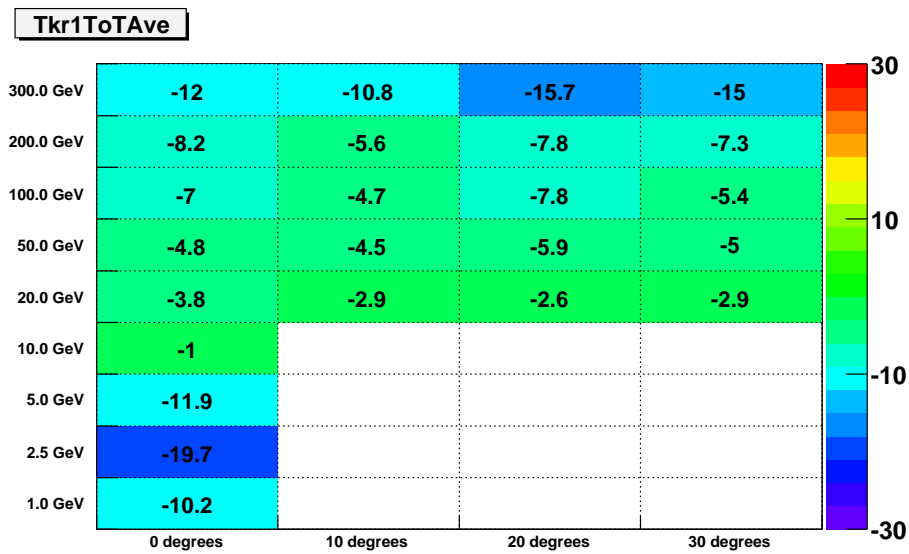


Figure 50: Agreement Matrix for Tkr1ToTAve

Tkr1ToTFirst	0°	10°	20°	30°
1.0 GeV	-5.7	N/A	N/A	N/A
2.5 GeV	-17.5	N/A	N/A	N/A
5.0 GeV	-8.3	N/A	N/A	N/A
10.0 GeV	5.0	N/A	N/A	N/A
20.0 GeV	-0.2	4.5	-1.1	-2.7
50.0 GeV	-2.3	0.2	-2.5	-1.1
100.0 GeV	-4.8	-2.2	-3.0	-0.3
200.0 GeV	-4.6	0.3	-0.4	0.5
300.0 GeV	-9.9	-7.9	-8.4	-9.4

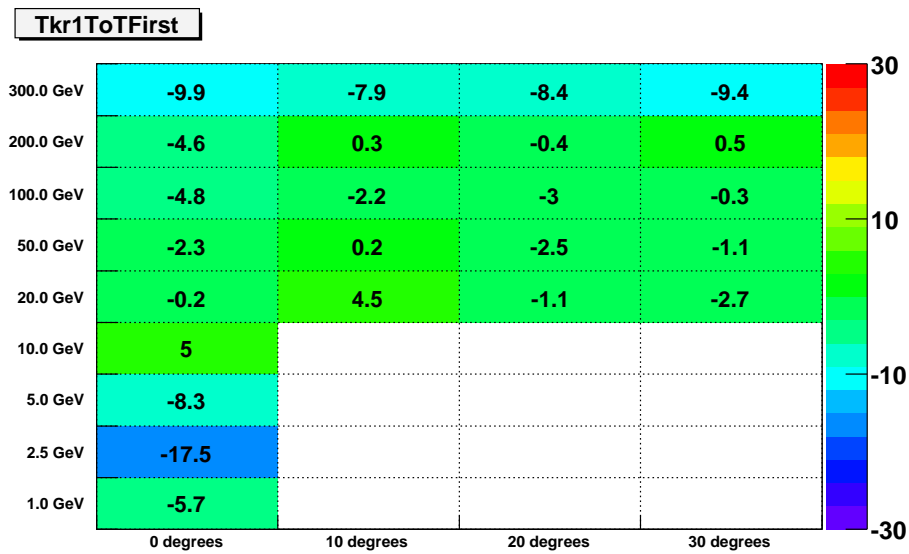


Figure 51: Agreement Matrix for Tkr1ToTFirst

Tkr1ToTTrAve	0°	10°	20°	30°
1.0 GeV	-10.1	N/A	N/A	N/A
2.5 GeV	-20.0	N/A	N/A	N/A
5.0 GeV	-12.2	N/A	N/A	N/A
10.0 GeV	-1.3	N/A	N/A	N/A
20.0 GeV	-4.1	-3.1	-2.4	-3.0
50.0 GeV	-5.2	-4.7	-6.1	-4.9
100.0 GeV	-7.4	-4.9	-8.0	-5.4
200.0 GeV	-8.7	-6.0	-8.2	-7.5
300.0 GeV	-12.5	-11.3	-16.3	-15.6

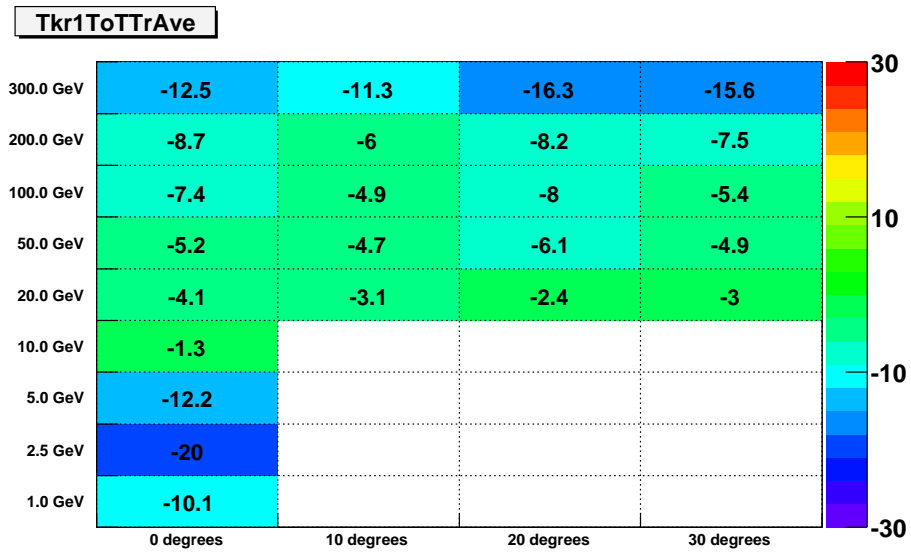


Figure 52: Agreement Matrix for Tkr1ToTTrAve

Tkr2KalEne	0°	10°	20°	30°
1.0 GeV	-1.9	N/A	N/A	N/A
2.5 GeV	-1.3	N/A	N/A	N/A
5.0 GeV	-5.5	N/A	N/A	N/A
10.0 GeV	-4.4	N/A	N/A	N/A
20.0 GeV	22.6	22.5	7.8	28.1
50.0 GeV	19.6	19.9	-10.8	16.8
100.0 GeV	15.3	15.2	-23.3	5.1
200.0 GeV	13.8	11.2	-28.8	1.3
300.0 GeV	12.0	10.8	-28.7	2.4

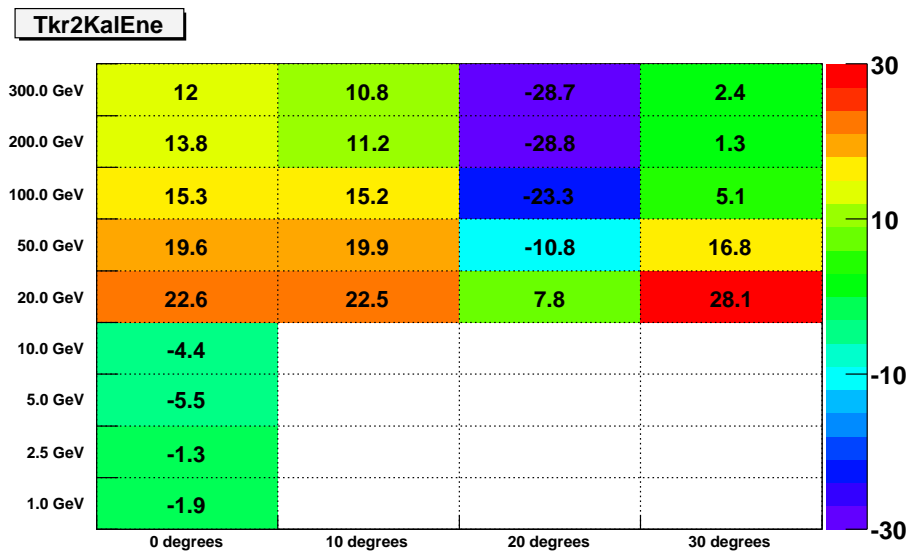


Figure 53: Agreement Matrix for Tkr2KalEne

Tkr2KalThetaMs	0°	10°	20°	30°
1.0 GeV	-10.5	N/A	N/A	N/A
2.5 GeV	-3.6	N/A	N/A	N/A
5.0 GeV	33.3	N/A	N/A	N/A
10.0 GeV	133.3	N/A	N/A	N/A
20.0 GeV	100.0	150.0	100.0	140.0
50.0 GeV	N/A	N/A	200.0	200.0
100.0 GeV	N/A	N/A	N/A	N/A
200.0 GeV	N/A	N/A	N/A	N/A
300.0 GeV	N/A	N/A	N/A	N/A

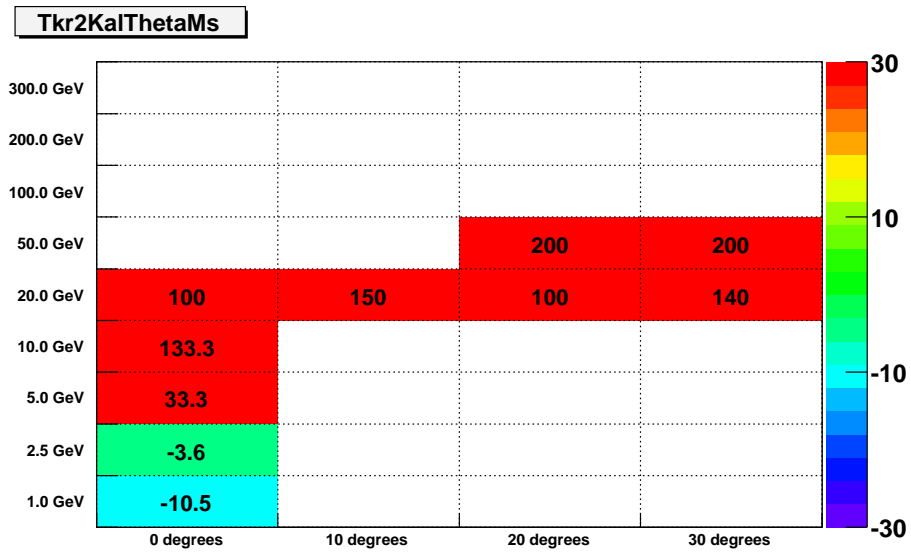


Figure 54: Agreement Matrix for Tkr2KalThetaMs

Tkr2NumHits	0°	10°	20°	30°
1.0 GeV	-3.3	N/A	N/A	N/A
2.5 GeV	-8.0	N/A	N/A	N/A
5.0 GeV	-1.6	N/A	N/A	N/A
10.0 GeV	24.7	N/A	N/A	N/A
20.0 GeV	25.7	23.3	6.2	17.0
50.0 GeV	25.6	22.3	8.1	21.9
100.0 GeV	27.9	24.5	10.2	23.2
200.0 GeV	8.0	6.1	14.8	11.7
300.0 GeV	4.5	-0.3	21.6	12.8

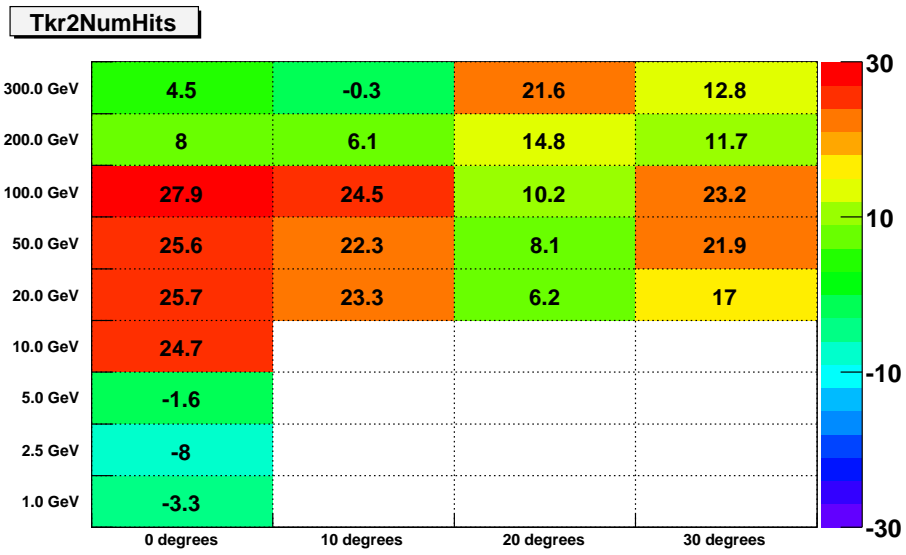


Figure 55: Agreement Matrix for Tkr2NumHits

Tkr2Rms	0°	10°	20°	30°
1.0 GeV	-19.7	N/A	N/A	N/A
2.5 GeV	-13.2	N/A	N/A	N/A
5.0 GeV	-9.8	N/A	N/A	N/A
10.0 GeV	-3.0	N/A	N/A	N/A
20.0 GeV	3.0	2.3	-11.0	-1.7
50.0 GeV	-3.5	0.5	-1.7	2.7
100.0 GeV	-4.3	-2.6	2.0	4.5
200.0 GeV	-8.8	-8.7	-10.4	-0.1
300.0 GeV	-7.6	-8.0	-8.1	1.9

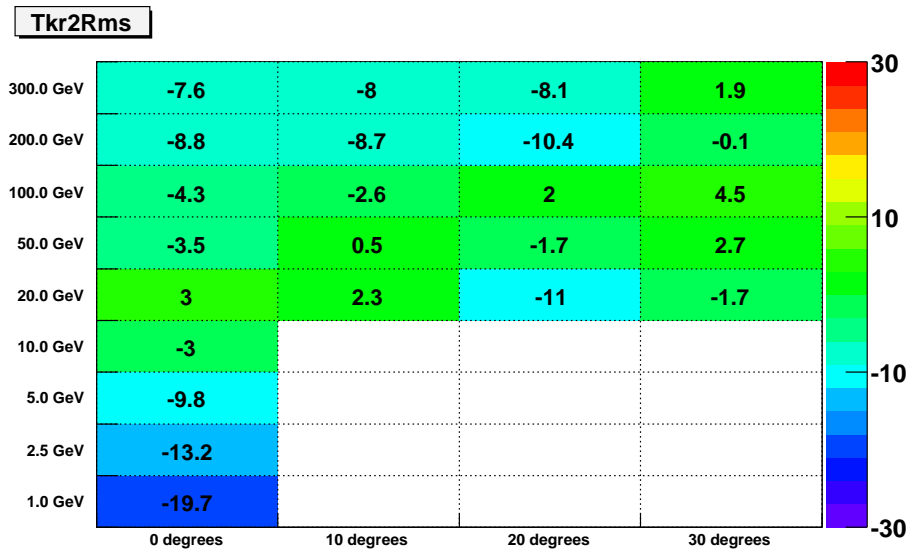


Figure 56: Agreement Matrix for Tkr2Rms

Tkr2TkrAngle	0°	10°	20°	30°
1.0 GeV	12.7	N/A	N/A	N/A
2.5 GeV	92.7	N/A	N/A	N/A
5.0 GeV	58.6	N/A	N/A	N/A
10.0 GeV	-47.8	N/A	N/A	N/A
20.0 GeV	-42.9	-19.4	-31.1	79.2
50.0 GeV	-11.9	-21.1	-12.2	1733.3
100.0 GeV	-23.7	-11.4	-3.4	-612.5
200.0 GeV	121.4	179.2	-30.1	-194.7
300.0 GeV	-314.2	-334.4	-64.6	-119.4

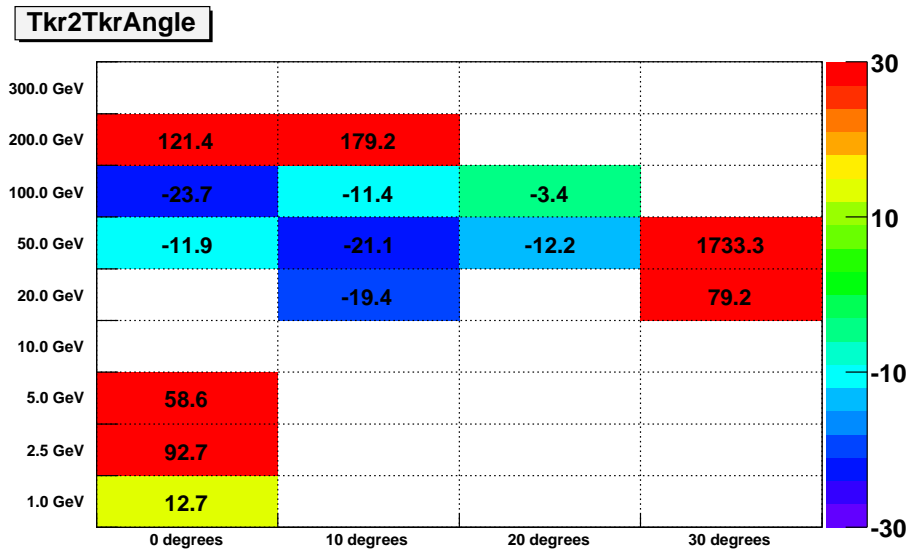


Figure 57: Agreement Matrix for Tkr2TkrAngle

Tkr2TkrHDoca	0°	10°	20°	30°
1.0 GeV	-12.9	N/A	N/A	N/A
2.5 GeV	-14.5	N/A	N/A	N/A
5.0 GeV	-13.5	N/A	N/A	N/A
10.0 GeV	-17.9	N/A	N/A	N/A
20.0 GeV	-21.9	-10.4	-17.9	-20.8
50.0 GeV	-17.2	-5.0	-33.5	-32.9
100.0 GeV	-16.3	-0.5	-46.2	-33.5
200.0 GeV	7.5	17.5	-47.8	-19.5
300.0 GeV	14.7	25.5	-60.8	-15.9

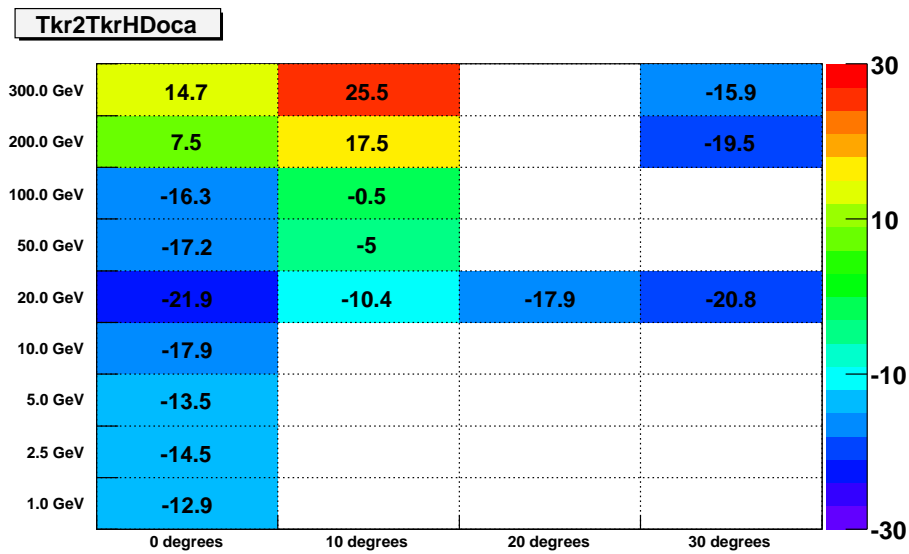


Figure 58: Agreement Matrix for Tkr2TkrHDoca

TkrBlankHits	0°	10°	20°	30°
1.0 GeV	-0.9	N/A	N/A	N/A
2.5 GeV	-1.8	N/A	N/A	N/A
5.0 GeV	-1.0	N/A	N/A	N/A
10.0 GeV	-3.4	N/A	N/A	N/A
20.0 GeV	-2.1	1.8	-0.6	1.0
50.0 GeV	2.1	3.0	7.4	12.8
100.0 GeV	-2.5	1.9	1.0	6.3
200.0 GeV	-1.1	1.1	4.5	20.6
300.0 GeV	-1.4	-1.4	13.3	41.0

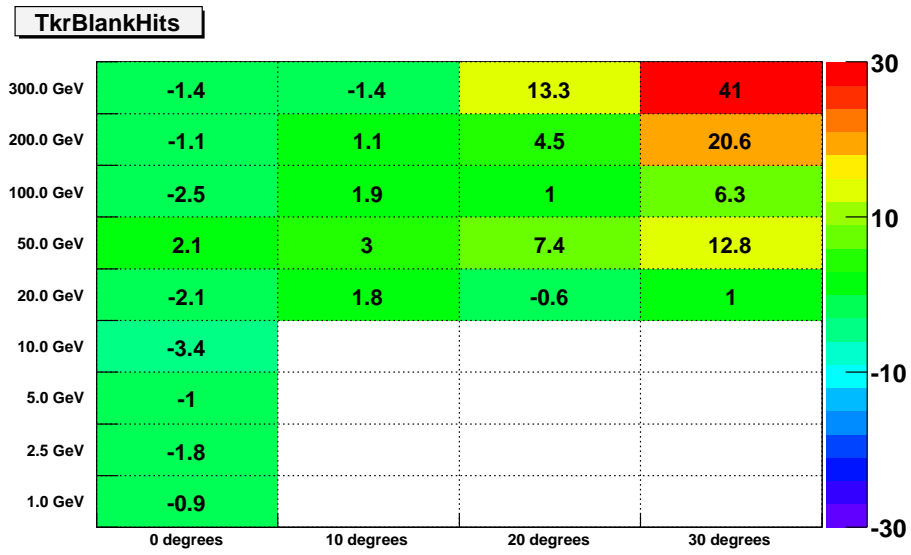


Figure 59: Agreement Matrix for TkrBlankHits

TkrDispersion	0°	10°	20°	30°
1.0 GeV	-23.0	N/A	N/A	N/A
2.5 GeV	-28.2	N/A	N/A	N/A
5.0 GeV	-10.7	N/A	N/A	N/A
10.0 GeV	36.2	N/A	N/A	N/A
20.0 GeV	34.7	47.3	40.0	28.4
50.0 GeV	29.5	43.2	8.7	17.3
100.0 GeV	28.2	40.8	-0.3	16.1
200.0 GeV	20.2	24.8	-5.3	0.2
300.0 GeV	-12.3	-8.2	-30.3	-16.8

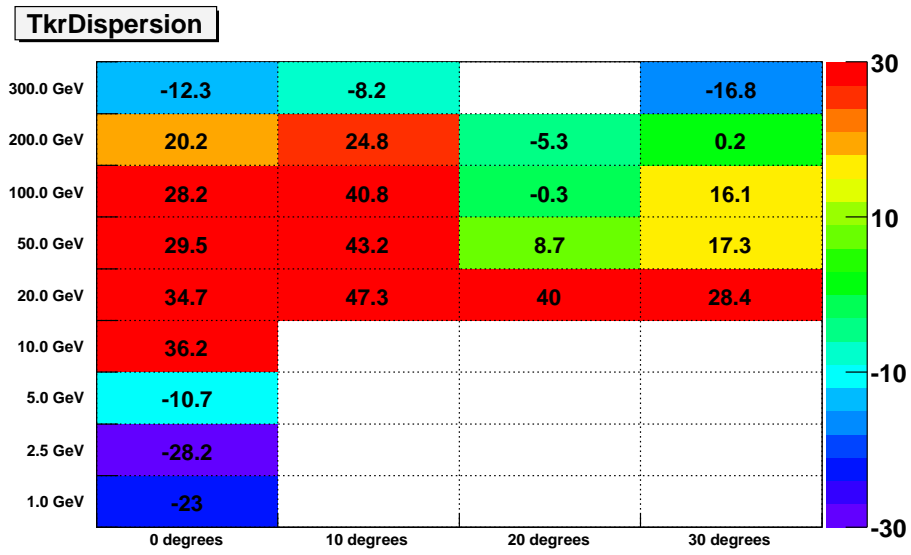


Figure 60: Agreement Matrix for TkrDispersion

TkrHDCount	0°	10°	20°	30°
1.0 GeV	-3.2	N/A	N/A	N/A
2.5 GeV	-7.8	N/A	N/A	N/A
5.0 GeV	-6.7	N/A	N/A	N/A
10.0 GeV	3.7	N/A	N/A	N/A
20.0 GeV	4.3	4.8	3.9	1.6
50.0 GeV	-0.3	1.9	2.8	2.9
100.0 GeV	-1.0	1.4	2.9	2.3
200.0 GeV	-13.0	-11.2	-8.4	-12.6
300.0 GeV	-25.3	-26.1	-19.9	-23.7

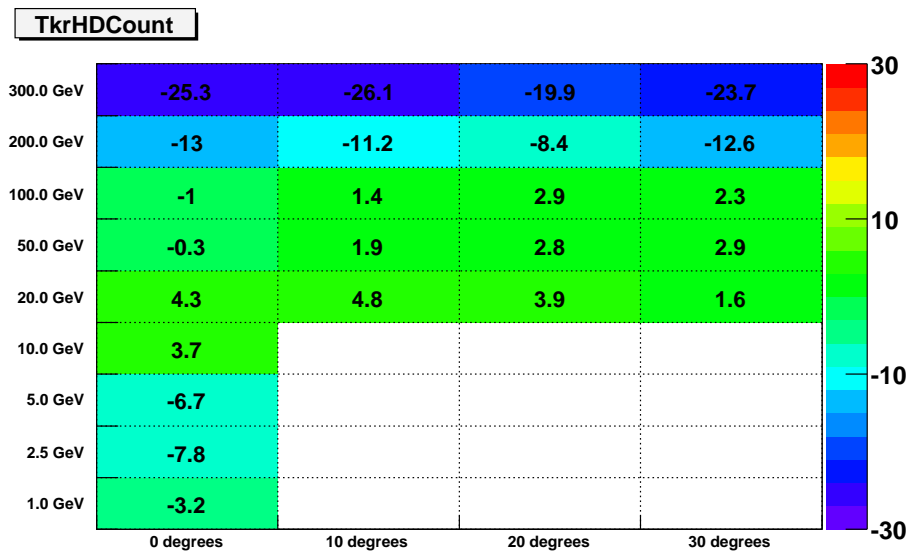


Figure 61: Agreement Matrix for TkrHDCount

TkrNumClustersProfile[2]	0°	10°	20°	30°
1.0 GeV	1.4	N/A	N/A	N/A
2.5 GeV	10.6	N/A	N/A	N/A
5.0 GeV	1.3	N/A	N/A	N/A
10.0 GeV	3.2	N/A	N/A	N/A
20.0 GeV	3.7	2.6	2.9	8.6
50.0 GeV	5.0	3.8	5.2	6.5
100.0 GeV	7.3	4.6	6.6	6.0
200.0 GeV	6.5	4.0	7.1	7.0
300.0 GeV	4.5	2.4	4.4	7.5

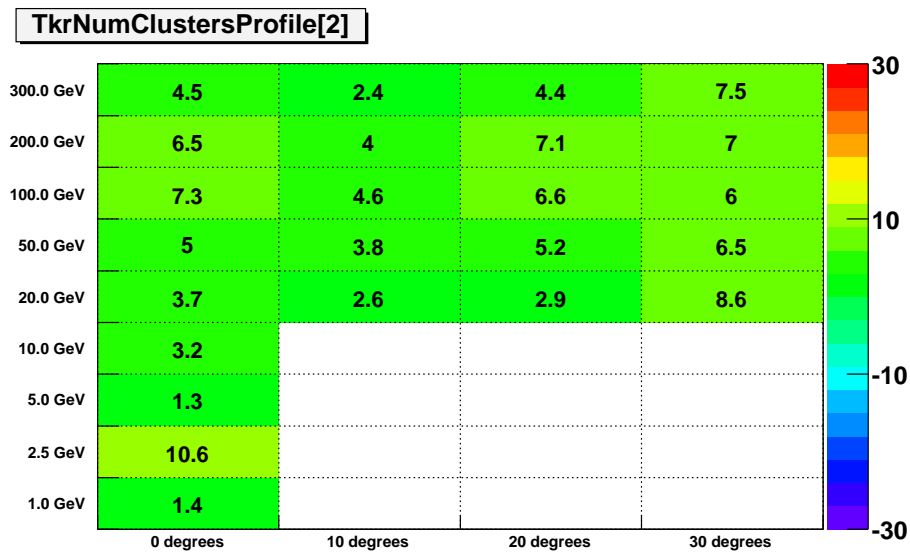


Figure 62: Agreement Matrix for TkrNumClustersProfile2

TkrNumClustersProfile[3]	0°	10°	20°	30°
1.0 GeV	31.4	N/A	N/A	N/A
2.5 GeV	1.4	N/A	N/A	N/A
5.0 GeV	30.0	N/A	N/A	N/A
10.0 GeV	25.9	N/A	N/A	N/A
20.0 GeV	22.2	19.2	-4.8	0.1
50.0 GeV	17.4	14.9	-3.2	0.2
100.0 GeV	15.0	12.6	-2.5	0.3
200.0 GeV	12.5	8.7	-2.4	0.3
300.0 GeV	5.7	8.0	-0.9	0.7

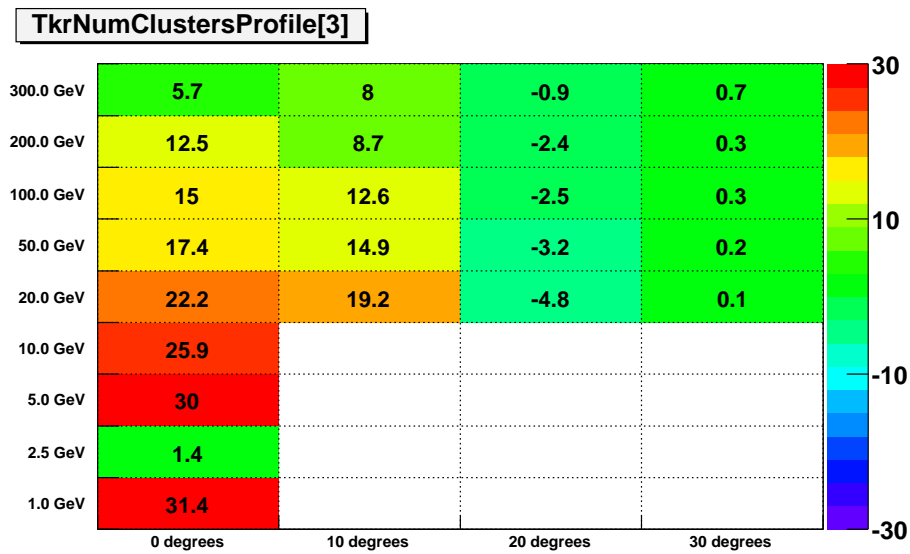


Figure 63: Agreement Matrix for TkrNumClustersProfile3

TkrNumStripsProfile[2]	0°	10°	20°	30°
1.0 GeV	0.0	N/A	N/A	N/A
2.5 GeV	18.2	N/A	N/A	N/A
5.0 GeV	-0.0	N/A	N/A	N/A
10.0 GeV	2.5	N/A	N/A	N/A
20.0 GeV	2.9	1.7	0.8	5.3
50.0 GeV	3.7	2.3	3.0	3.3
100.0 GeV	4.8	2.6	4.5	3.3
200.0 GeV	2.6	0.8	4.7	4.6
300.0 GeV	0.5	-1.1	2.3	4.7

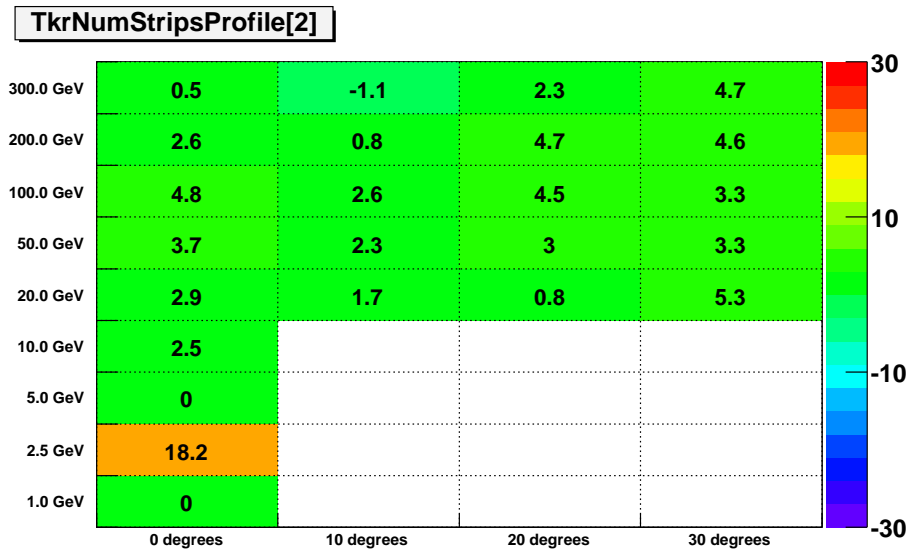


Figure 64: Agreement Matrix for TkrNumStripsProfile2

TkrNumStripsProfile[3]	0°	10°	20°	30°
1.0 GeV	23.1	N/A	N/A	N/A
2.5 GeV	-0.4	N/A	N/A	N/A
5.0 GeV	23.1	N/A	N/A	N/A
10.0 GeV	24.2	N/A	N/A	N/A
20.0 GeV	19.7	15.8	-3.9	0.2
50.0 GeV	14.1	11.7	-2.7	0.1
100.0 GeV	11.5	9.3	-2.4	0.0
200.0 GeV	8.9	5.4	-3.2	-0.5
300.0 GeV	2.6	5.3	-1.7	-0.4

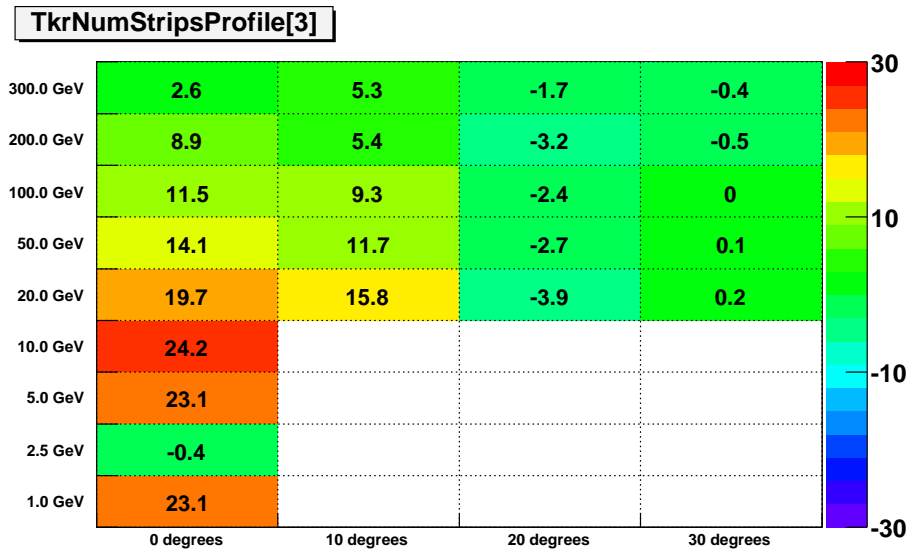


Figure 65: Agreement Matrix for TkrNumStripsProfile3

TkrNumTracks	0°	10°	20°	30°
1.0 GeV	-2.4	N/A	N/A	N/A
2.5 GeV	1.7	N/A	N/A	N/A
5.0 GeV	7.2	N/A	N/A	N/A
10.0 GeV	12.4	N/A	N/A	N/A
20.0 GeV	9.4	8.7	-7.3	-0.1
50.0 GeV	8.4	6.9	-4.8	3.0
100.0 GeV	5.1	6.8	-7.6	3.0
200.0 GeV	2.7	1.8	-17.8	7.4
300.0 GeV	0.4	-2.1	-22.5	13.2

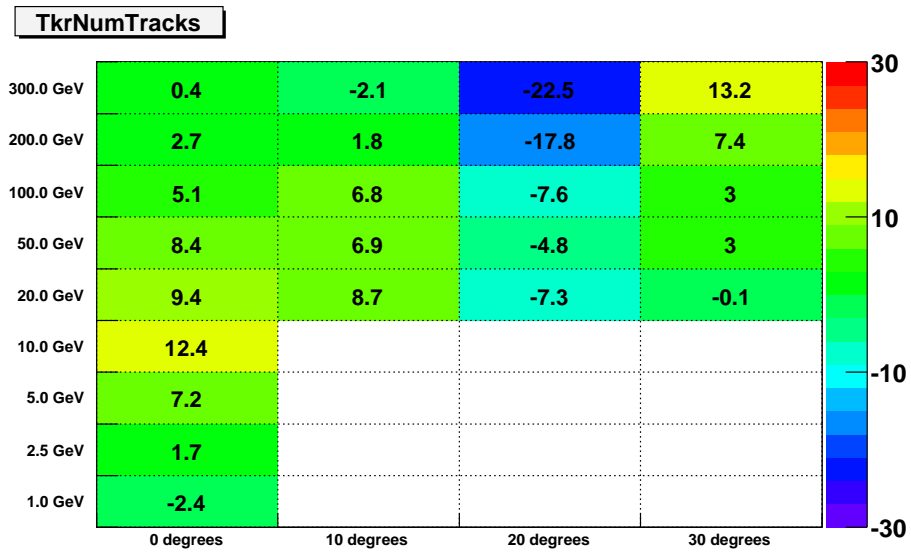


Figure 66: Agreement Matrix for TkrNumTracks

TkrSurplusHCInside	0°	10°	20°	30°
1.0 GeV	-6.5	N/A	N/A	N/A
2.5 GeV	-10.8	N/A	N/A	N/A
5.0 GeV	-10.6	N/A	N/A	N/A
10.0 GeV	2.2	N/A	N/A	N/A
20.0 GeV	0.9	3.8	-2.4	0.4
50.0 GeV	-1.2	1.3	-0.7	-0.4
100.0 GeV	-2.9	0.8	-3.9	-1.2
200.0 GeV	-15.2	-12.1	-15.5	-12.0
300.0 GeV	-21.4	-20.0	-21.3	-20.7

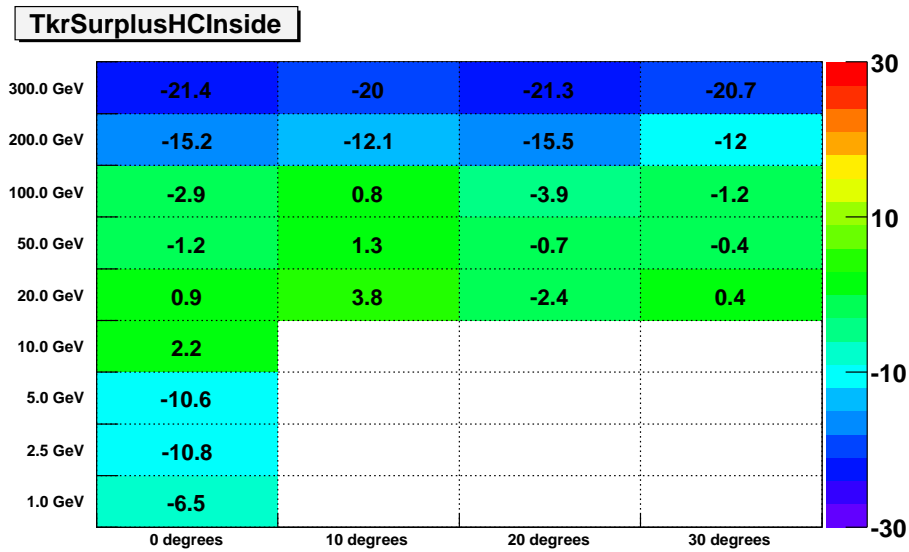


Figure 67: Agreement Matrix for TkrSurplusHCInside

TkrSurplusHitRatio	0°	10°	20°	30°
1.0 GeV	-17.9	N/A	N/A	N/A
2.5 GeV	-25.5	N/A	N/A	N/A
5.0 GeV	-10.8	N/A	N/A	N/A
10.0 GeV	15.5	N/A	N/A	N/A
20.0 GeV	13.8	7.5	6.1	7.8
50.0 GeV	-0.7	2.4	-0.1	-0.9
100.0 GeV	-1.5	2.2	-1.3	-1.0
200.0 GeV	-1.3	-0.6	-0.2	-3.7
300.0 GeV	-9.0	-10.1	-8.8	-9.3

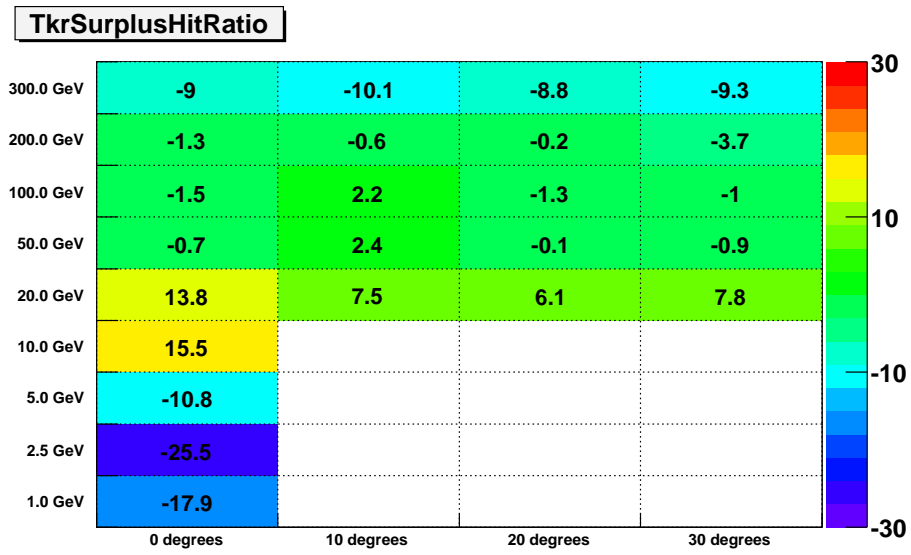


Figure 68: Agreement Matrix for TkrSurplusHitRatio

TkrThickHits	0°	10°	20°	30°
1.0 GeV	-7.6	N/A	N/A	N/A
2.5 GeV	-13.1	N/A	N/A	N/A
5.0 GeV	-11.4	N/A	N/A	N/A
10.0 GeV	3.5	N/A	N/A	N/A
20.0 GeV	0.9	3.4	-2.6	-0.7
50.0 GeV	-3.2	-0.2	-3.4	-2.6
100.0 GeV	-6.4	-1.4	-6.8	-3.9
200.0 GeV	-20.3	-16.5	-19.0	-15.2
300.0 GeV	-27.6	-25.7	-25.0	-24.6

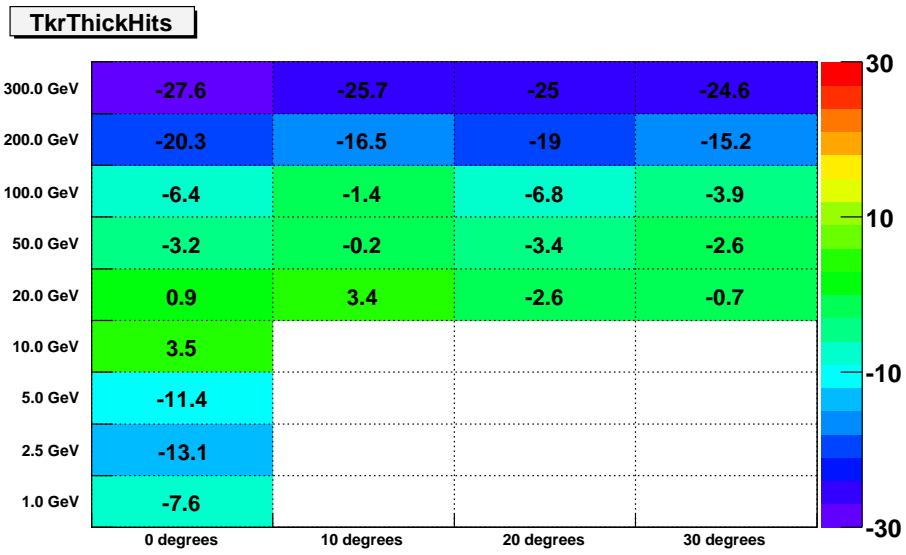


Figure 69: Agreement Matrix for TkrThickHits

TkrThinHits	0°	10°	20°	30°
1.0 GeV	-5.5	N/A	N/A	N/A
2.5 GeV	-8.3	N/A	N/A	N/A
5.0 GeV	-9.0	N/A	N/A	N/A
10.0 GeV	4.2	N/A	N/A	N/A
20.0 GeV	1.9	5.4	-1.2	4.1
50.0 GeV	4.2	5.4	6.0	5.4
100.0 GeV	6.8	7.3	8.1	4.9
200.0 GeV	-5.1	-4.9	-6.0	-6.6
300.0 GeV	-11.5	-12.9	-13.4	-15.9

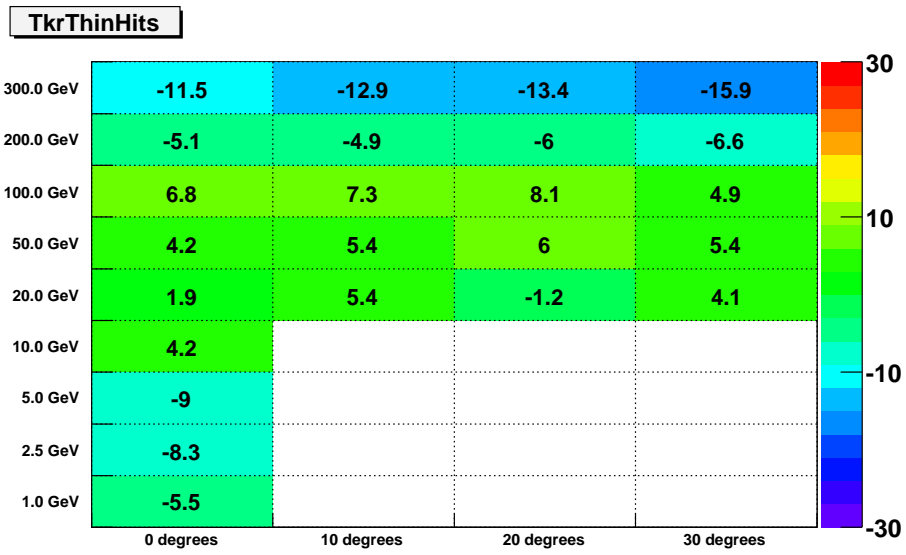


Figure 70: Agreement Matrix for TkrThinHits

TkrTopTot[2]	0°	10°	20°	30°
1.0 GeV	-10.2	N/A	N/A	N/A
2.5 GeV	3.1	N/A	N/A	N/A
5.0 GeV	-13.0	N/A	N/A	N/A
10.0 GeV	10.2	N/A	N/A	N/A
20.0 GeV	-2.4	7.0	-7.1	-7.8
50.0 GeV	-4.0	4.2	-5.4	-8.4
100.0 GeV	2.0	5.2	-5.1	-6.1
200.0 GeV	-5.9	2.3	-2.6	-1.3
300.0 GeV	-9.2	-2.0	-5.5	2.7

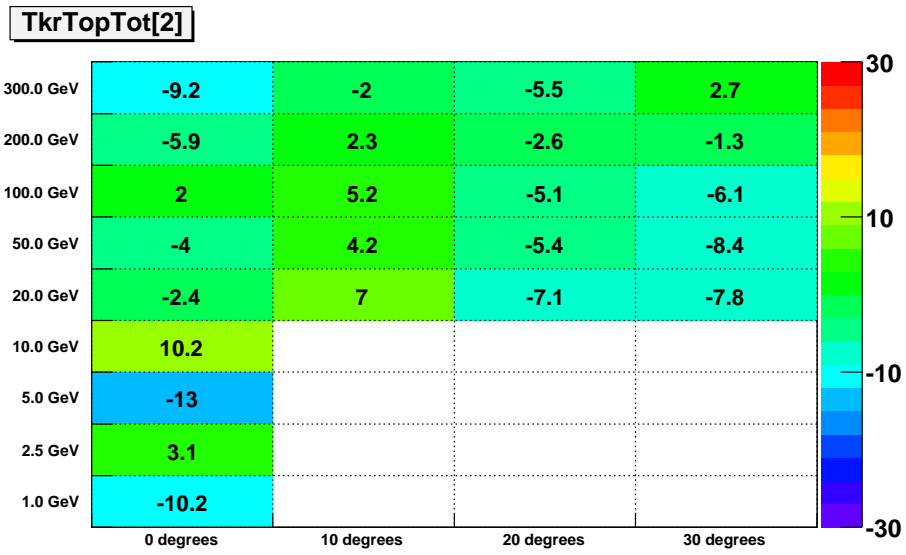


Figure 71: Agreement Matrix for TkrTopTot2

TkrTopTot[3]	0°	10°	20°	30°
1.0 GeV	47.3	N/A	N/A	N/A
2.5 GeV	-17.0	N/A	N/A	N/A
5.0 GeV	9.3	N/A	N/A	N/A
10.0 GeV	42.0	N/A	N/A	N/A
20.0 GeV	23.9	29.7	-1.0	0.6
50.0 GeV	12.6	22.8	2.1	5.2
100.0 GeV	10.6	21.0	-3.2	4.9
200.0 GeV	10.7	17.3	3.3	7.0
300.0 GeV	14.4	11.6	-2.6	-2.7

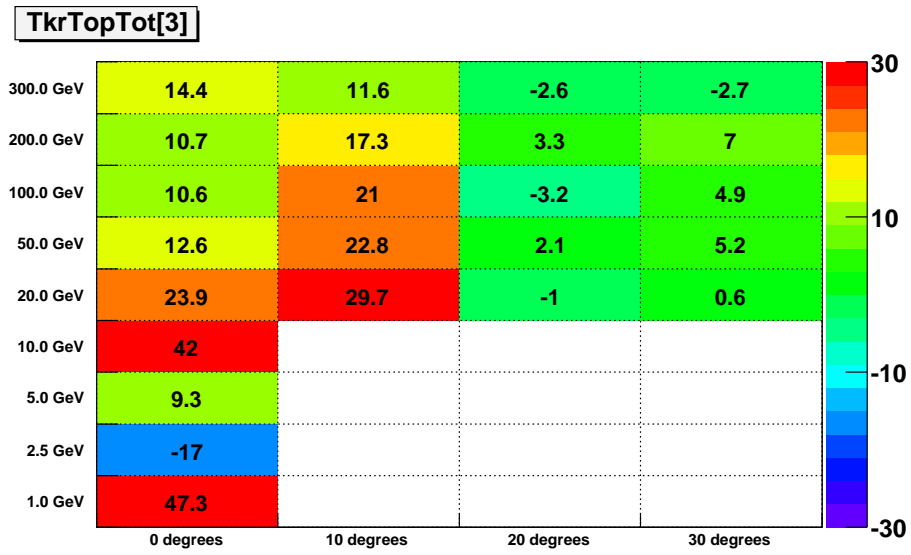


Figure 72: Agreement Matrix for TkrTopTot3

TkrTotalClusters[2]	0°	10°	20°	30°
1.0 GeV	-10.2	N/A	N/A	N/A
2.5 GeV	208.4	N/A	N/A	N/A
5.0 GeV	-11.8	N/A	N/A	N/A
10.0 GeV	3.3	N/A	N/A	N/A
20.0 GeV	1.5	3.6	-2.8	1.2
50.0 GeV	-2.8	0.3	-2.1	-1.4
100.0 GeV	-5.0	-0.5	-6.4	-2.2
200.0 GeV	-16.9	-13.8	-16.4	-12.8
300.0 GeV	-24.6	-23.4	-23.1	-21.3

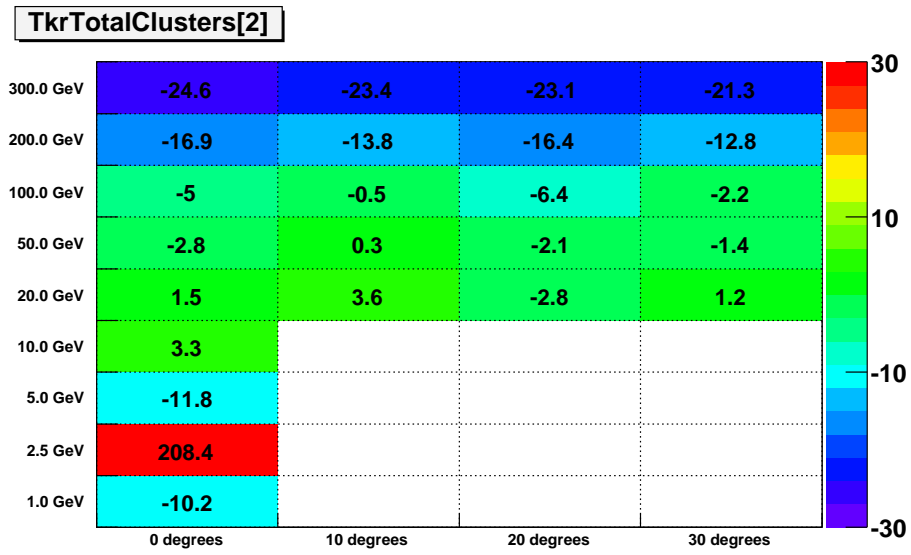


Figure 73: Agreement Matrix for TkrTotalClusters2

TkrTotalClusters[3]	0°	10°	20°	30°
1.0 GeV	450.9	N/A	N/A	N/A
2.5 GeV	-13.9	N/A	N/A	N/A
5.0 GeV	211.6	N/A	N/A	N/A
10.0 GeV	235.9	N/A	N/A	N/A
20.0 GeV	143.9	152.7	20.8	6.8
50.0 GeV	77.5	94.1	16.8	7.2
100.0 GeV	50.5	67.8	18.1	6.1
200.0 GeV	29.3	39.2	-4.4	-9.1
300.0 GeV	29.7	27.2	-16.2	-23.9

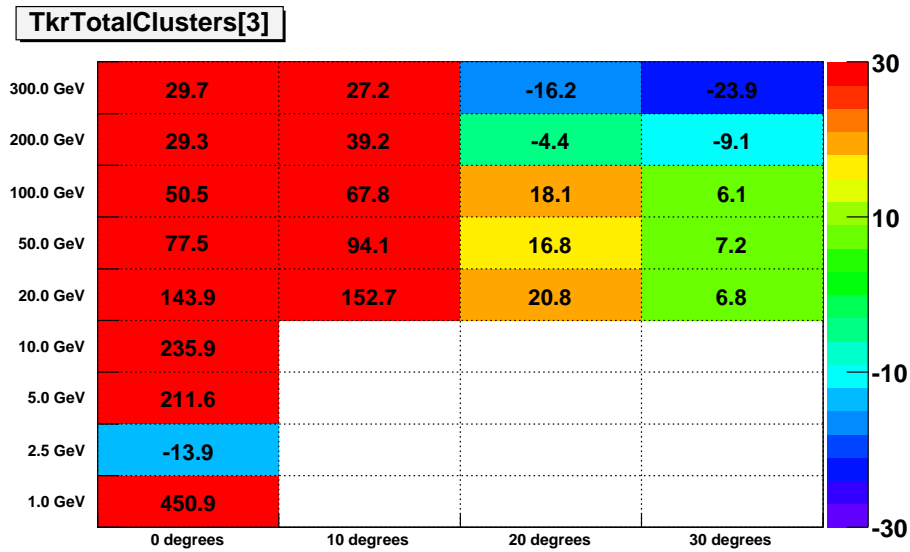


Figure 74: Agreement Matrix for TkrTotalClusters3

TkrTotalHits[2]	0°	10°	20°	30°
1.0 GeV	-19.1	N/A	N/A	N/A
2.5 GeV	107.3	N/A	N/A	N/A
5.0 GeV	-23.3	N/A	N/A	N/A
10.0 GeV	-13.3	N/A	N/A	N/A
20.0 GeV	-12.1	-5.9	-11.3	-7.3
50.0 GeV	-15.7	-8.1	-9.6	-7.8
100.0 GeV	-16.0	-8.2	-13.3	-7.4
200.0 GeV	-27.8	-22.8	-23.4	-18.3
300.0 GeV	-34.4	-30.7	-28.8	-26.0

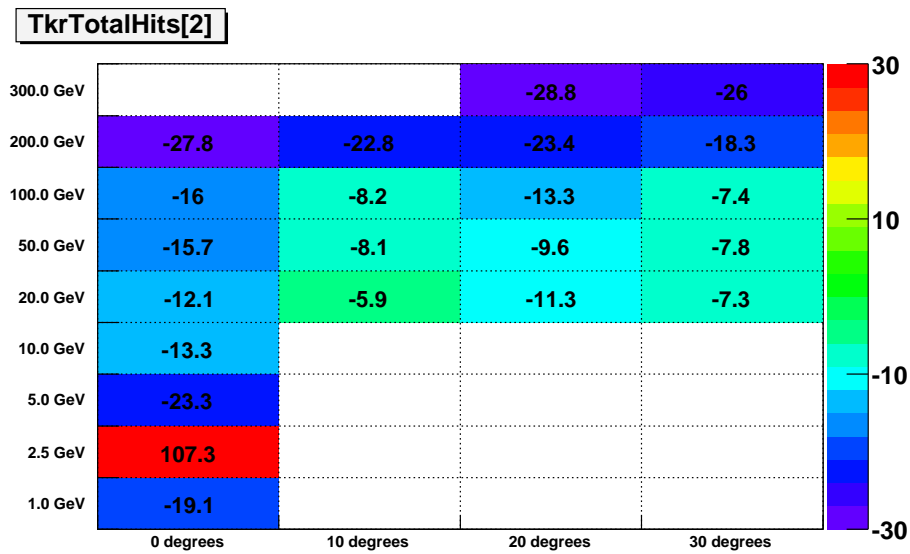


Figure 75: Agreement Matrix for TkrTotalHits2

TkrTotalHits[3]	0°	10°	20°	30°
1.0 GeV	255.0	N/A	N/A	N/A
2.5 GeV	-23.6	N/A	N/A	N/A
5.0 GeV	118.7	N/A	N/A	N/A
10.0 GeV	144.6	N/A	N/A	N/A
20.0 GeV	88.1	96.4	6.5	-4.5
50.0 GeV	44.3	58.1	3.9	-3.6
100.0 GeV	26.5	41.7	6.3	-4.0
200.0 GeV	10.8	19.0	-17.4	-20.8
300.0 GeV	13.3	9.5	-27.4	-32.9

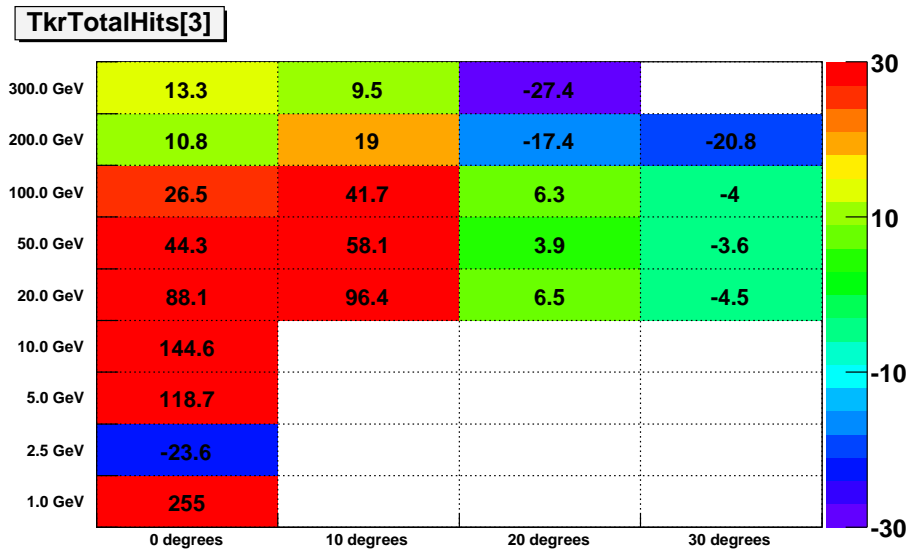


Figure 76: Agreement Matrix for TkrTotalHits3

VtxAngle	0°	10°	20°	30°
1.0 GeV	7.1	N/A	N/A	N/A
2.5 GeV	25.0	N/A	N/A	N/A
5.0 GeV	100.0	N/A	N/A	N/A
10.0 GeV	200.0	N/A	N/A	N/A
20.0 GeV	N/A	N/A	100.0	N/A
50.0 GeV	N/A	N/A	N/A	N/A
100.0 GeV	N/A	N/A	N/A	N/A
200.0 GeV	N/A	N/A	N/A	N/A
300.0 GeV	N/A	N/A	N/A	N/A

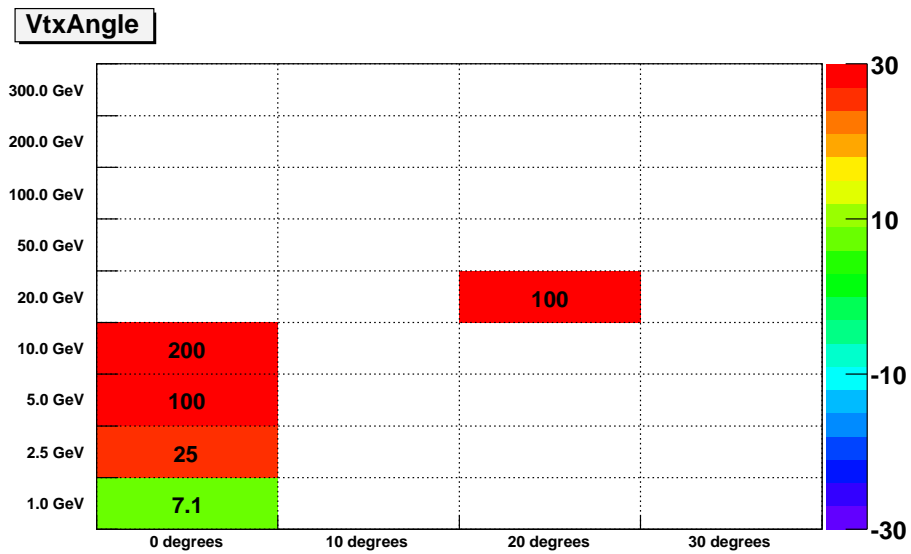


Figure 77: Agreement Matrix for VtxAngle

VtxX0	0°	10°	20°	30°
1.0 GeV	0.2	N/A	N/A	N/A
2.5 GeV	-0.2	N/A	N/A	N/A
5.0 GeV	-0.3	N/A	N/A	N/A
10.0 GeV	0.1	N/A	N/A	N/A
20.0 GeV	-0.3	-0.2	-0.0	-1.1
50.0 GeV	-0.2	-0.2	0.3	-0.0
100.0 GeV	-0.1	-0.2	1.0	-0.1
200.0 GeV	-0.1	0.6	-0.1	0.1
300.0 GeV	5.2	1.1	0.7	0.3

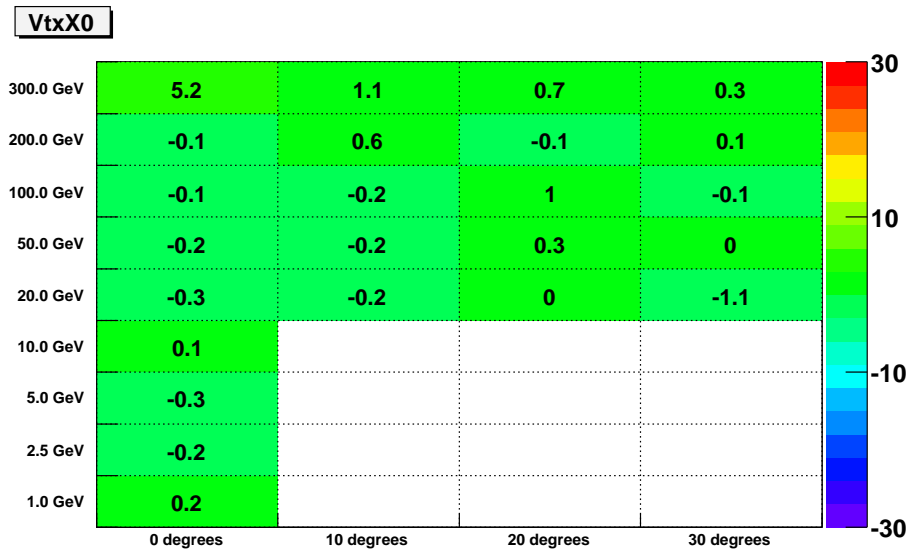


Figure 78: Agreement Matrix for VtxX0

VtxXDir	0°	10°	20°	30°
1.0 GeV	N/A	N/A	N/A	N/A
2.5 GeV	4.1	N/A	N/A	N/A
5.0 GeV	-1.3	N/A	N/A	N/A
10.0 GeV	1.7	N/A	N/A	N/A
20.0 GeV	0.9	-0.5	-0.5	0.0
50.0 GeV	N/A	-0.6	-0.4	0.0
100.0 GeV	-4.2	-0.6	0.5	0.0
200.0 GeV	N/A	-0.7	-0.2	-0.4
300.0 GeV	N/A	0.1	-0.0	0.5

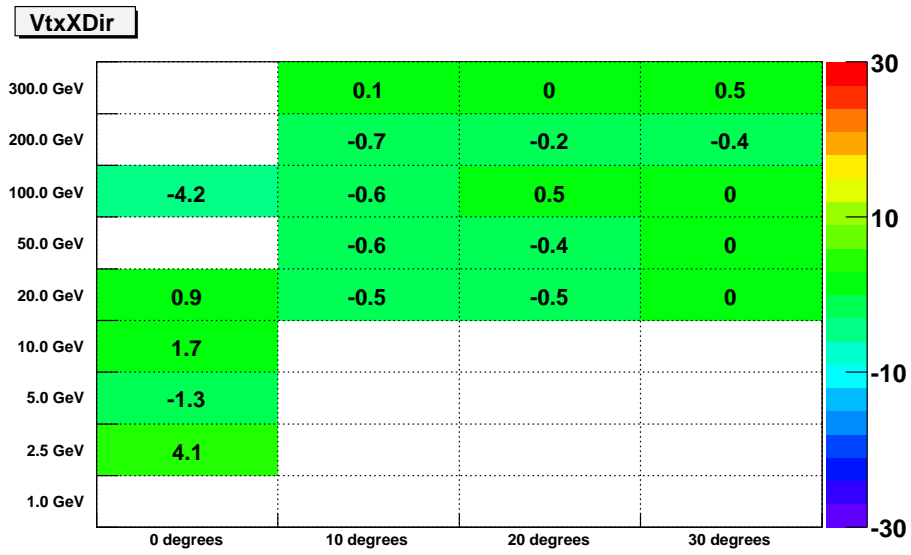


Figure 79: Agreement Matrix for VtxXDir

VtxY0	0°	10°	20°	30°
1.0 GeV	27.2	N/A	N/A	N/A
2.5 GeV	-0.4	N/A	N/A	N/A
5.0 GeV	5.2	N/A	N/A	N/A
10.0 GeV	0.4	N/A	N/A	N/A
20.0 GeV	-2.4	2.7	-0.9	2.2
50.0 GeV	1.2	0.9	-1.1	-1.2
100.0 GeV	0.7	0.5	-0.7	1.4
200.0 GeV	0.2	3.1	2.0	0.5
300.0 GeV	3.2	1.7	0.1	3.8

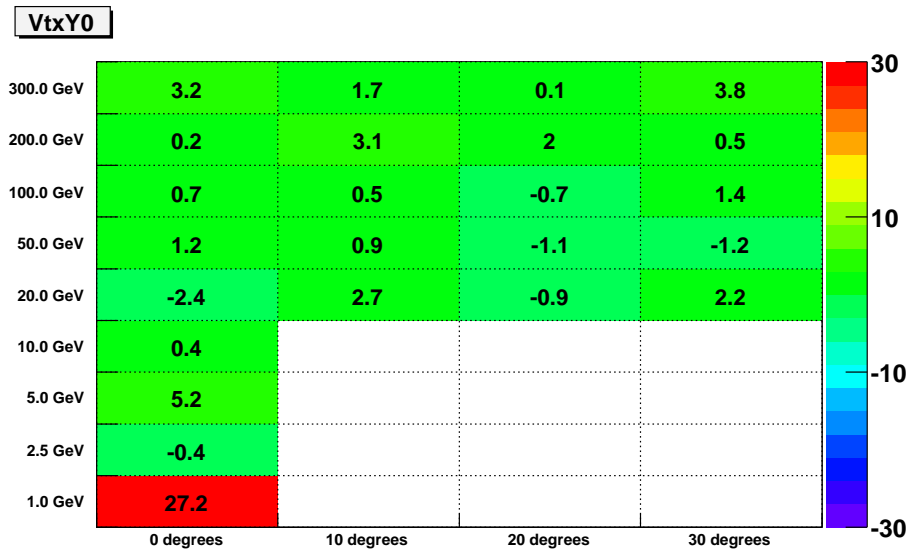


Figure 80: Agreement Matrix for VtxY0

VtxYDir	0°	10°	20°	30°
1.0 GeV	7.3	N/A	N/A	N/A
2.5 GeV	-7.1	N/A	N/A	N/A
5.0 GeV	N/A	N/A	N/A	N/A
10.0 GeV	-3.4	N/A	N/A	N/A
20.0 GeV	30.6	N/A	20.6	-12.8
50.0 GeV	-1.7	1.8	N/A	N/A
100.0 GeV	-1.7	-1.8	2.4	-35.9
200.0 GeV	-1.7	1.8	9.8	-36.8
300.0 GeV	-3.4	-1.8	9.8	-32.5

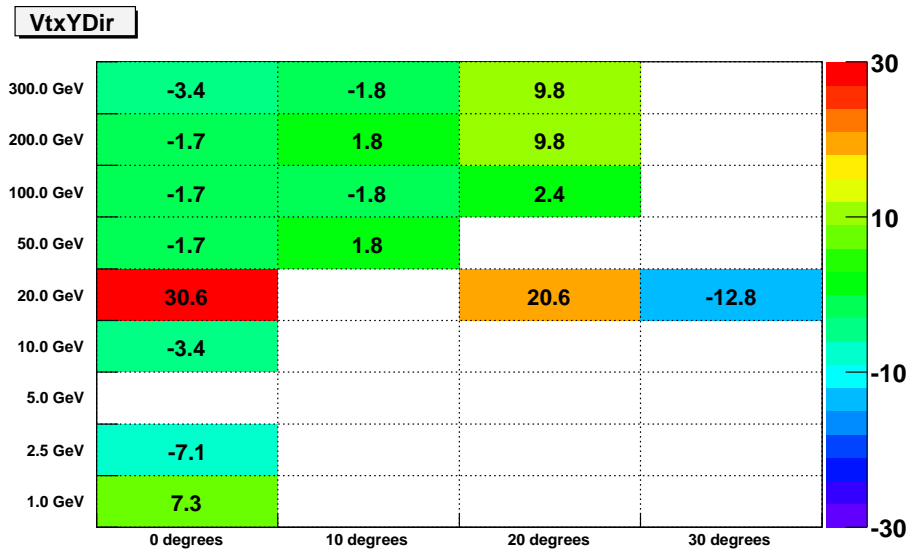


Figure 81: Agreement Matrix for VtxYDir