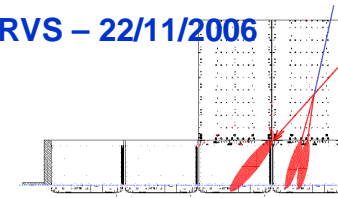





GSI Beam Test Report



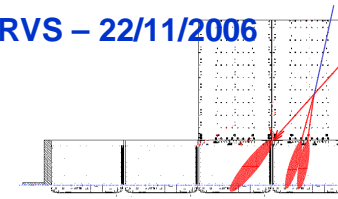
A very efficient test as promised

- Full installation in 1.5 days
- 32 hours of run
- Full dismantle in few hours
- Minimal team of 13 people on site
 - installation, run, quick-analysis
- Large support from people at home
 - Pipeline
 - support changes in recon
 - Trend hardware status
 - Data analysis
- Large support from GSI people
 - Continuous presence to grant required changes in beam structure (ion, rate, position)





GSI Beam Test Report



Data taken in all required configurations – 4.3M good events

– beam

- rate scan (10-1000Hz/cm²)
- C beam at 1.5GeV/n
- Xe beam at 1GeV/n
- Xe beam on target to produce secondary ions

– CU

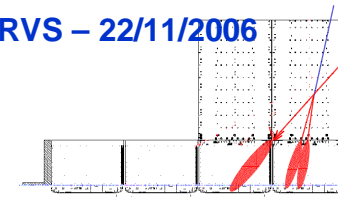
- Always 4-rng on CNO + periodic trigger
- Both ZS and NZS
- External trigger
- Beam at 0, 30, 60 degrees
- Different settings of TKR hit buffers to study FIFO full events

– Special measurements

- Charge injection with beam on
- scintillation signal in CAL CDE
- Missed the energy scan for a problem with accelerator



GSI Beam Test Report



- Preliminary interesting results
 - ACD CNO triggering capabilities + multiple engines demonstrated
 - CAL quenching factors confirm results from 2003 run (Thierry)
 - TKR cluster size ~ 6 , $>$ than expected from spice simulations (Leon)
- Caveat for analysis
 - Reject periodic trigger events, unless interested in CAL and ACD pedestal
 - Reject residual CR contamination, especially at low rates
 - When running parasitic to therapy, high rate at beginning of spill for a few spills after getting beam to our line
- For selection of good runs and their conditions see <https://confluence.slac.stanford.edu/display/BeamTest/GSI+program>