



Fermi

Gamma-ray Space Telescope



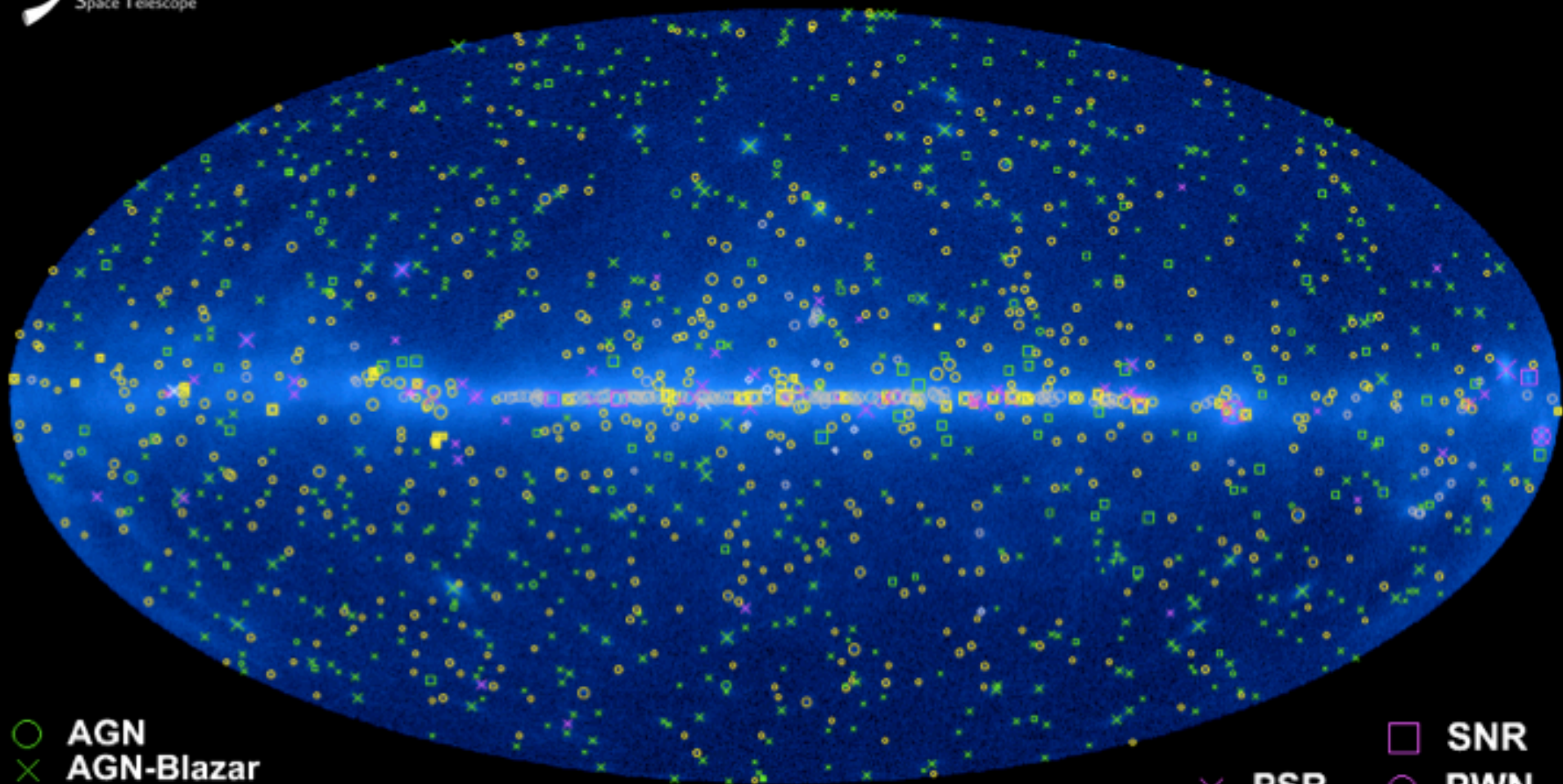
APPLICATION OF CLASSIFICATION TREES TO FERMI UNIDENTIFIED SOURCES

Maria Elena Monzani
and Nicola Omodei
on behalf of the Fermi-LAT
collaboration





The Fermi LAT 1FGL Source Catalog

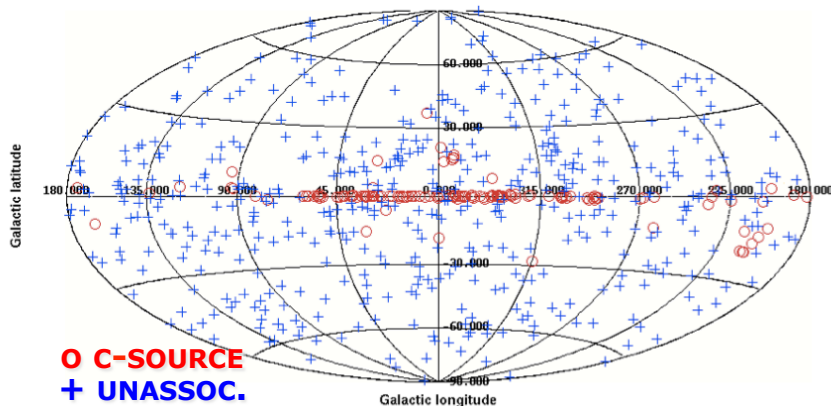


- | | |
|---|--------------------|
| ○ AGN | □ SNR |
| × AGN-Blazar | ○ PWN |
| □ AGN-Non Blazar | × PSR |
| ○ No Association | ⊗ PSR w/PWN |
| □ Possible Association with SNR and PWN | ◇ Globular Cluster |
| ○ Possible confusion with Galactic diffuse emission | × HXB or MQO |
| □ Starburst Galaxy | |
| + Galaxy | |



1451 Sources in 1FGL

- source detection based on the average flux in the 100 MeV to 100 GeV range over the 11-month period; threshold likelihood Test Statistic is 25 ($\approx 4 \sigma$)
- for individual LAT-detected sources, association with sources in other astronomical catalogs was provided
- 630 of the 1FGL sources turned out to be unassociated, according to catalogs and association criteria selected




Galactic distribution of 1FGL unassociated sources

Idea

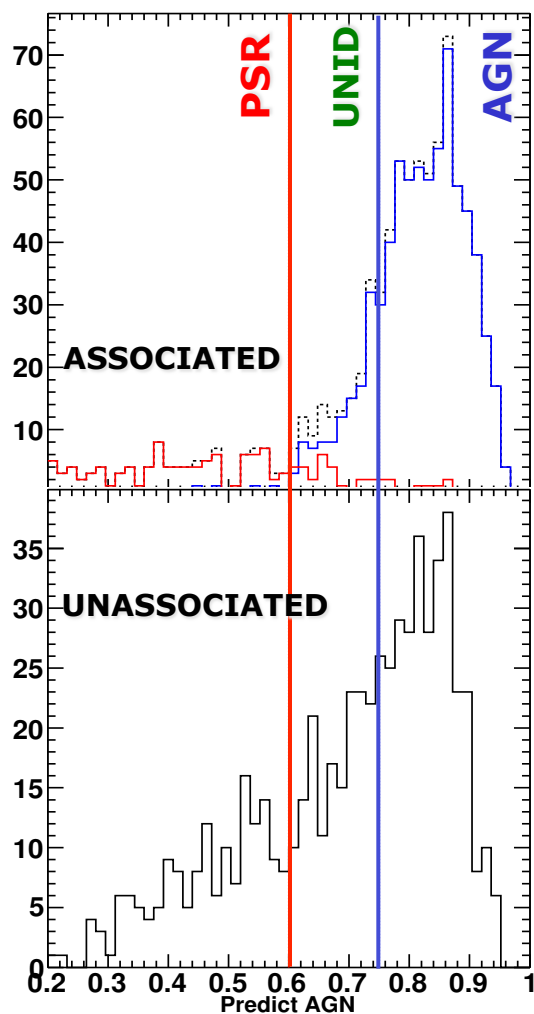
- classify unassociated sources based solely on their gamma-ray properties
- train a Classification Tree on the two most common classes of associated sources in 1FGL (AGNs and pulsars)
- predict the probability for unassociated sources to be either an AGN or a pulsar

Selection of the input variables

- most delicate step in the analysis
- input variables must be independent on source brightness, distance, galactic coordinates, statistical significance...
- good variables: Curvature, Spectral Index, Fractional Variability, Hardness Ratios for 5 energy bands
- NOT used as input: galactic coordinates of the source (will be used as a cross check of our result).



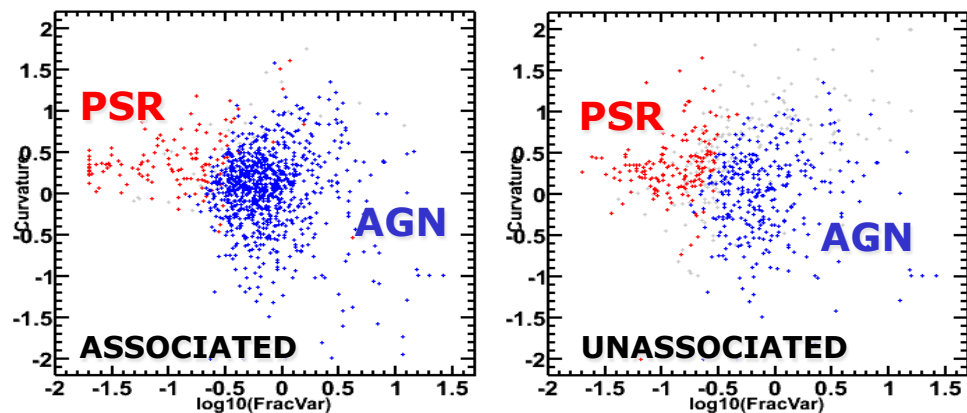
The AGN Predictor




Fiducialization

- AGN predictor $> 0.75 \rightarrow$ AGN candidates
- AGN predictor $< 0.6 \rightarrow$ pulsar candidates
- intermediate values of predictor \rightarrow still unclassified
- fiducials optimized for efficiency: 80% of AGN in 1FGL have predictor > 0.75 and 80% of pulsars have predictor < 0.6

Curvature-Variability diagram



- Agreement is not surprising: Curvature & Variability were used as input in the training process

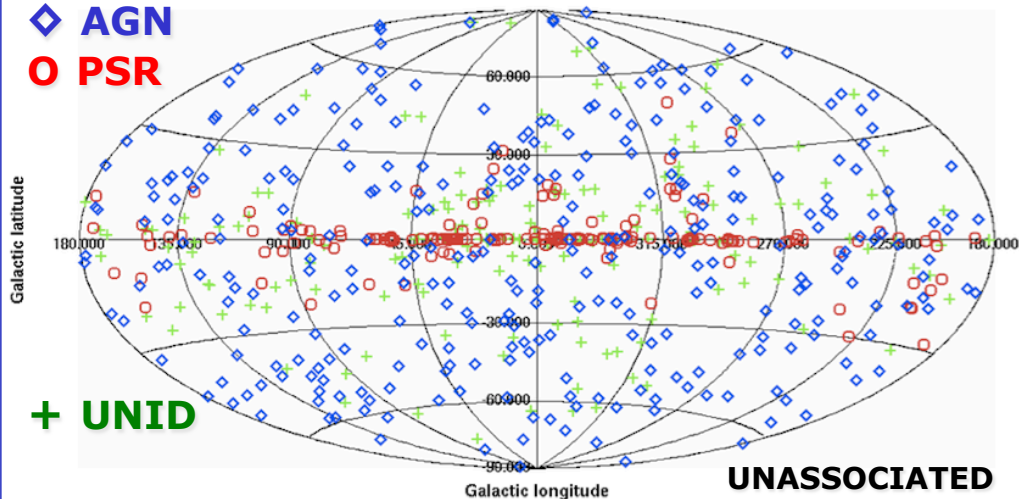


◇ AGN

○ PSR

+ UNID

UNASSOCIATED



Galactic distribution

- we have NOT used the galactic coordinates as input for training
- RESULT: pulsar candidates are likely to be non-variable and to be distributed along the galactic plane
- AGN candidates are likely to be extragalactic, variable sources

Algorithm performance on post-1FGL sources

- applied the CT analysis to the new sources identified after the release of 1FGL
- new AGN detections: 74% of sources classified as AGN candidates; false negative of 5%
- new γ -ray pulsars detections: 75% classified as pulsars, no misclassifications
- new radio pulsar candidates (pulsations not detected by LAT): much worse performance

→ RESULTS FROM THE CT ANALYSIS MAY BE USED TO PLAN MULTI-WAVELENGTH OBSERVATIONS OF FERMI UNASSOCIATED SOURCES

→ TECHNIQUE MAY BE EXTENDED TO OTHER ASTROPHYSICAL CATALOGS